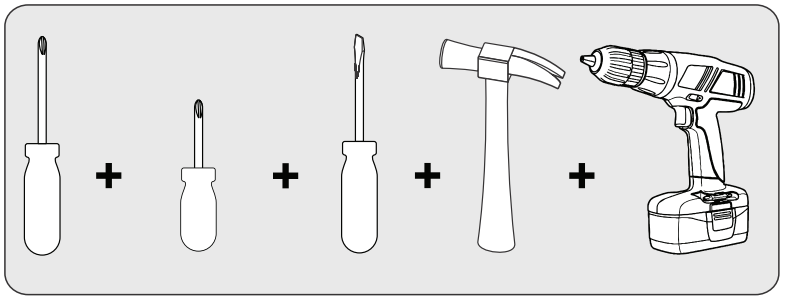
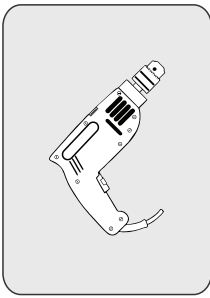


TORRE QUENTE 0.7M BLESS

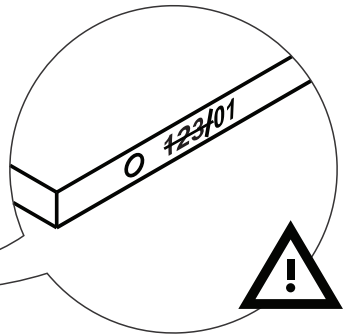
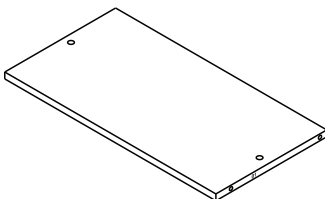


V-1 24/02/2026



120 min.



x 2



Nossos produtos são garantidos por 90 dias contra defeitos de fabricação. Ao constatar um problema coberto pela garantia, entre em contato com a loja onde o produto foi comprado. Ela estará capacitada para atendê-lo da melhor forma diante de cada caso. Reclamações de garantia somente poderão ser atendidas se o termo de garantia for apresentado no ato de reivindicação, acompanhado de sua nota fiscal de compra.

Nuestros productos están garantidos contra defectos de fabricación por 90 días, a partir de la compra. Ao constatar un problema protegido por la garantía, póngase en contacto con la tienda donde se adquirió el producto. Ella estará capacitada para atenderlo de la mejor manera de acuerdo con cada caso.

Our products are guaranteed against manufacturing defects for 90 days from the date of purchase. When you find a problem covered by the warranty, please contact the store where the product was purchased. The store be able to serve you in the best way in each case.

Exclusões

- Desgaste natural ou danos causados por água, maresia, ferrugem, incêndio, calor, cupins e pragas em geral.
- Montagem, manutenção e uso inadequado.
- Não cumprimento das recomendações técnicas do esquema.
- Montagens e desmontagens após a primeira instalação.
- Instalações elétricas e outras afins.

Exclusiones

- Desgaste natural o daños causados por agua, mares, maresia, incendios, calor, termitas y plagas en general.
- Montaje, mantenimiento y uso inadecuado.
- No cumplimiento de las recomendaciones técnicas del esquema.

Exclusions

- Natural wear or damage caused by water, sea, rust, fire, heat, termites and plagues in general.
- Assembly, maintenance and improper use.
- Failure to comply with the technical recommendations of the assembly instructions.

Importante

A fabricante reserva-se no direito de efetuar nos produtos eventuais modificações que considerer necessárias, sem prejudicar as características essenciais. Os produtos terão peças de assistência para reposição no período de 1 ano a contar de sua retirada do mercado, desde que haja matéria-prima equivalente, observando o dispositivo no Art.32 da Lei 8.078/90 (Cód. Defesa do Consumidor). O atendimento para produtos fora de linha é feito por programação especial, através da loja revendedora sob aprovação de consulta prévia ao fabricante.

Importante

El fabricante se reserva el dercho de efectuar en los productos eventuales modificaciones que considere necesarias, sim perjudicar las características esenciales. Los productos tendrán piezas de asistencia para reposición en el período de 1 año a partir de su retirada del mercado. La atención para productos fuera de línea es hecha por programación especial, a través de la tienda revendedora bajo aproación de consulta previa al fabricante.

Important

The manufacturer reserves the right to make in the products any modifications that it considers necessary without prejudice to the essential characteristics. The products will have replacement parts within one year of being withdrawn from the marke. the service for off-line products is done by special programming, through the store reseller under prior consultation with the manufacture.

INSTRUÇÕES DE LIMPEZA E CONSERVAÇÃO


INSTRUCCIONES PARA LA LIMPIEZA E CONSERVACION / CLEAN AND PRESERVATION INSTRUCTURE


Para retirar o pó, utilize um pano seco, espanador ou aspirador. Se necessário, para uma limpeza mais efetiva, utilize um pano levemente umedecido com água. Finalize com uma flanela limpa e seca.


Para eliminar el polvo, utilice un paño seco, mopa o la aspiradora. Si es necesario, para una limpieza más eficaz, utilice un paño ligeramente humedecido con agua. Terminar con un paño limpio y seco.

To take dirty, use a dry cloth, duster or vaccum. If necessary to take the dust, use a wet cloth. Finish with a clean and dry flannel.

IMPORTANTE / IMPORTANTE / IMPORTANT

 Não utilize produtos abrasivos como álcool e detergentes, como também esponjas rígidas ou palha de aço na limpeza dos móveis. No use limpiadores abrasivos como alcohol y detergentes, así como esponjas rígidas o lana de acero para limpiar los muebles. Do not use abrasives such as alcohol and detergent, taugh soaker also steel wool to clean the furniture.


 Proteja a superfície do móvel de objetos que transmitam calor ou umidade. Proteja la superficie del mueble de objetos que transmitan calor o humedad. Protect the surface of the furniture against objects that can pass heat and humidity.

 Evitar o contato de água e produto de limpeza com o rodapé do produto, pois poderá danificá-lo. Evitar el contacto con agua y producto de limpieza con el rodapé del producto, pues poderá dañarlo. Avoid the contact of water and cleaning products with baseboard, cause it should damage your product.

 Procure sempre utilizar flanela limpa e seca para a limpeza. Busque siempre utilizar franela limpia y seca para la limpieza. Try always to use a clean and dry flannel to cleaning.

 Cuidado com objetos pontiagudos, eles podem arranhar a superfície das portas e tampo. Cuidado con objetos afilados, ellos pueden rayar la superficie de las puertas e la tapa. Take care with sharp objects, they can scratch the door lid surface.

Imagem Ilustrativa/ Illustrative Image/ Imagen Ilustrativa



Preste Atenção! ¡Preste atención! Attention!



As ferragens dos nossos manuais são sempre apresentadas nas mesmas proporções da peça na vida real.
Caso apareça alguma dúvida no decorrer do processo de montagem, coloque a ferragem ao lado do desenho e faça a consulta. :D

Los accesorios de nuestros manuales siempre se presentan en las mismas proporciones que la pieza en la vida real.
Si tiene alguna duda durante el proceso de montaje, coloque los accesorios junto al dibujo y haga una consulta. :D

The accessories in our manuals are always presented in the same proportions as the spare part in real life.
If you have any questions during the assembly process, place the accessory next to the drawing and make an inquiry. :D

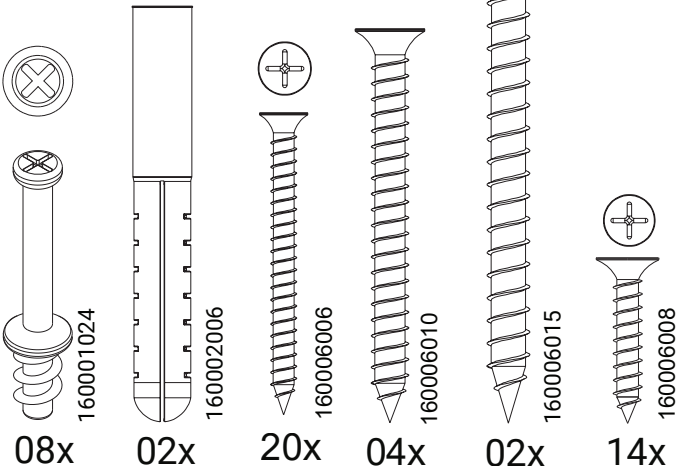
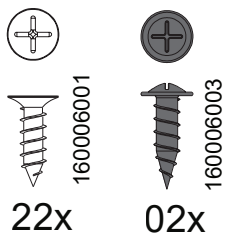
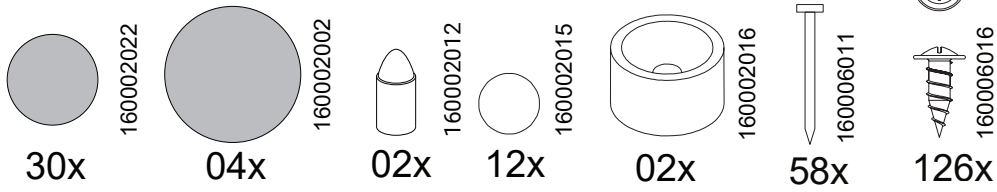
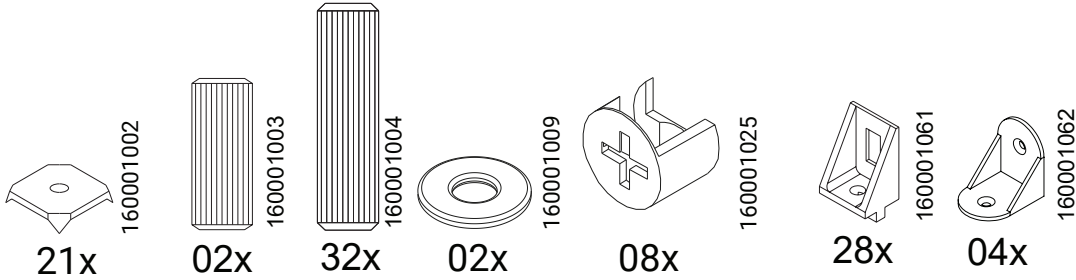
Símbolos: Simbolos: Symbols:



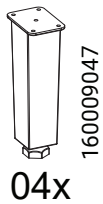
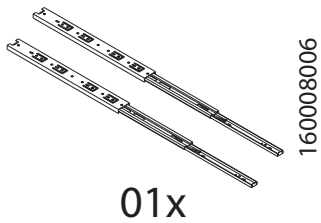
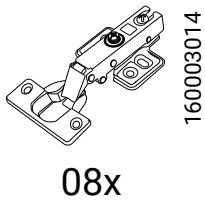
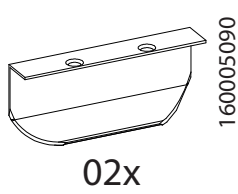
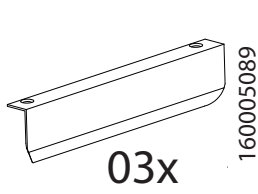
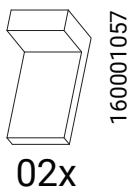
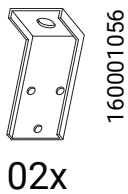
- + Parafuso Phillips
- Parafuso Fenda
- Parafuso Allen

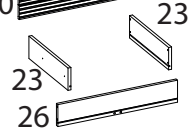





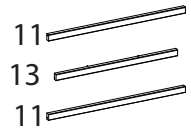
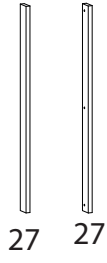
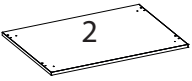
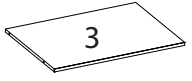
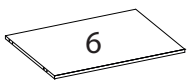
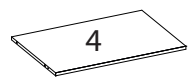
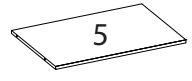
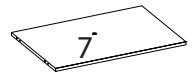
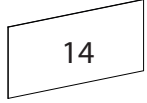
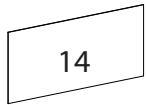
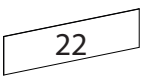
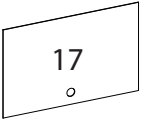
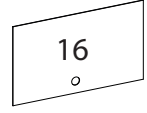
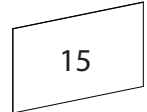


- + Tomillo Phillips
- Tomillo Ranurado
- Tomillo Allen

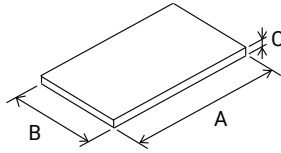
- + Phillips screw
- Slotted Screw
- Allenscrew



1:1



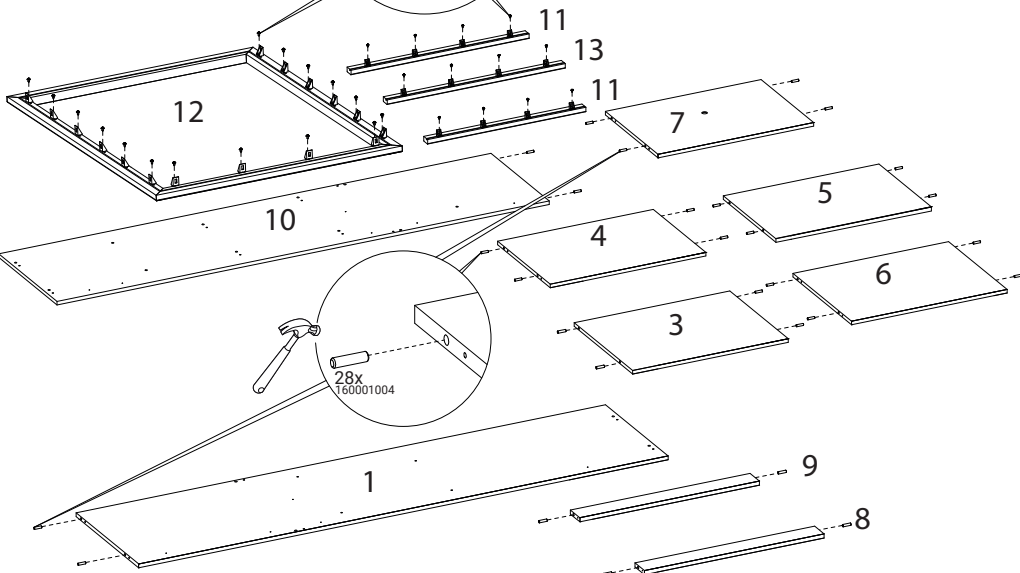
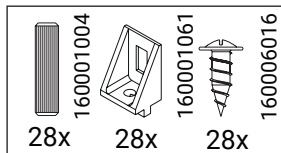
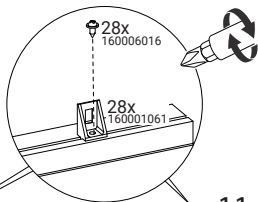




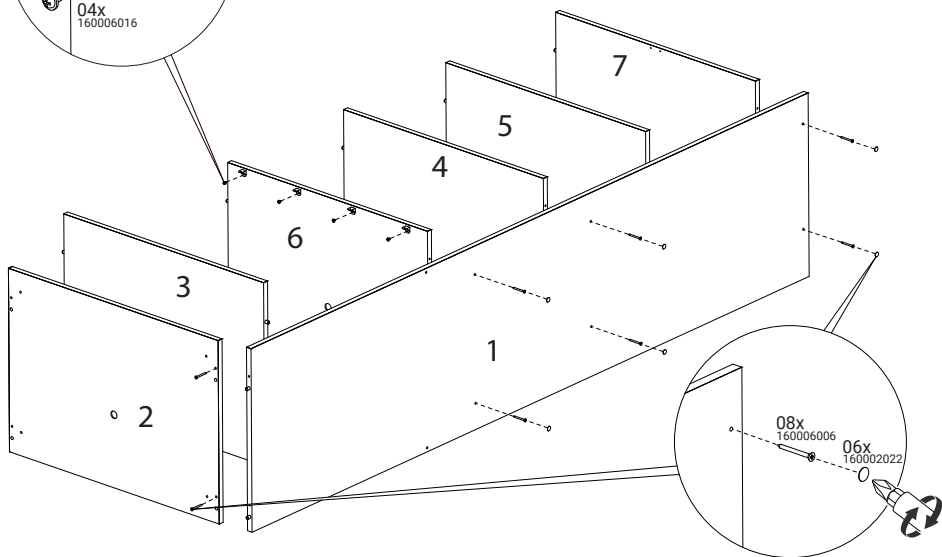
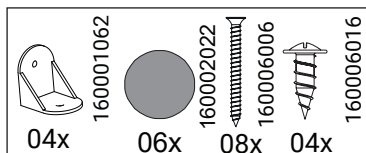
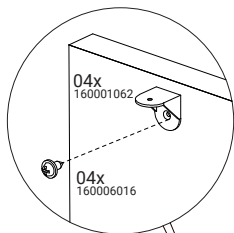
| VOLUME Caja BOX | ITEM Artículo Item | PEÇA Pieza Part | DESCRIÇÃO Descripción Description | DIMENSÕES (mm) Dimensión/Dimension | | | QUANTIDADE Cantidad Amount | Material |
|-----------------------|--------------------------|-----------------------|---|---------------------------------------|-----|-----|----------------------------------|----------|
| | | | | A | B | C | | |
| 1 | 1 | 510538001 | LATERAL DIREITA | 2120 | 502 | 15 | 1 | MDF |
| 1 | 2 | 510538002 | BASE | 700 | 502 | 15 | 1 | MDF |
| 1 | 3 | 510538003 | PRATELEIRA INFERIOR | 667 | 501 | 15 | 1 | MDF |
| 1 | 4 | 510538004 | PRATELEIRA CENTRAL | 667 | 451 | 15 | 1 | MDF |
| 1 | 5 | 510538005 | PRATELEIRA SUPERIOR | 667 | 451 | 15 | 1 | MDF |
| 1 | 6 | 510538006 | BASE FORNO | 667 | 502 | 15 | 1 | MDF |
| 1 | 7 | 510538007 | CHAPEU | 667 | 451 | 15 | 1 | MDF |
| 2 | 8 | 510538008 | BATENTE FRONTAL | 667 | 70 | 15 | 1 | MDF |
| 2 | 9 | 510538009 | BATENTE TRASEIRO | 667 | 70 | 15 | 1 | MDF |
| 1 | 10 | 510538010 | LATERAL ESQUERDA | 2120 | 502 | 15 | 1 | MDF |
| 2 | 11 | 510538011 | ENCABECAMENTO | 700 | 31 | 18 | 2 | MDF |
| 2 | 12 | 510538012 | QUADRO FORNO | 868 | 699 | 25 | 1 | MDF |
| 2 | 13 | 510538013 | ENCABECAMENTO CENTRAL | 622 | 31 | 18 | 1 | MDF |
| 2 | 14 | 510538014 | FUNDO INFERIOR | 693 | 357 | 2.8 | 2 | MDF |
| 2 | 15 | 510538015 | FUNDO SUPERIOR | 667 | 422 | 2.8 | 1 | MDF |
| 2 | 16 | 510538016 | FUNDO MICROONDAS (COM FURO) | 667 | 396 | 2.8 | 1 | MDF |
| 2 | 17 | 510538017 | FUNDO FORNO (COM FURO) | 693 | 478 | 2.8 | 1 | MDF |
| 2 | 18 | 510538018 | PORTA INFERIOR | 670 | 346 | 15 | 2 | MDF |
| 2 | 19 | 510538019 | PORTA SUPERIOR | 394 | 346 | 15 | 2 | MDF |
| 2 | 20 | 510538020 | MOLDURA FRENTE GAVETA | 694 | 140 | 15 | 1 | MDF |
| 2 | 21 | 510538021 | CONTRA FRENTE GAVETA | 612 | 110 | 15 | 1 | MDF |
| 2 | 22 | 510538022 | FUNDO CENTRAL | 693 | 152 | 2.8 | 1 | MDF |
| 2 | 23 | 510538023 | LATERAL GAVETA | 400 | 112 | 15 | 2 | MDF |
| 2 | 24 | 510538024 | APOIO GAVETA | 370 | 86 | 15 | 1 | MDF |
| 2 | 25 | 510538025 | FUNDO GAVETA | 622 | 380 | 2.8 | 1 | MDF |
| 2 | 26 | 510538026 | CONTRA FUNDO GAVETA | 612 | 110 | 15 | 1 | MDF |
| 1 | 27 | 510538031 | TRAVESSA FUNDO | 810 | 44 | 15 | 2 | MDF |

| ITEM | DESCRIPTION | ARTÍCULO | DESCRIPCIÓN |
|------|------------------------------------|----------|--|
| 1 | RIGHT SIDE | 1 | LADO DERECHO |
| 2 | BASE | 2 | BASE |
| 3 | LOWER SHELF | 3 | ESTANTE INFERIOR |
| 4 | CENTRAL SHELF | 4 | ESTANTE CENTRAL |
| 5 | UPPER SHELF | 5 | ESTANTE SUPERIOR |
| 6 | OVEN BASE | 6 | BASE DEL HORNO |
| 7 | TOP PANEL | 7 | PANEL SUPERIOR |
| 8 | FRONT STOP | 8 | TOPE DELANTERO |
| 9 | REAR STOP | 9 | TOPE TRASERO |
| 10 | LEFT SIDE | 10 | LADO IZQUIERDO |
| 11 | HEAD PANEL | 11 | PANEL CABECERO |
| 12 | OVEN FRAME | 12 | MARCO DEL HORNO |
| 13 | CENTRAL HEAD PANEL | 13 | PANEL CABECERO CENTRAL |
| 14 | LOWER BOTTOM PANEL | 14 | PANEL INFERIOR INFERIOR |
| 15 | UPPER BOTTOM PANEL | 15 | PANEL INFERIOR SUPERIOR |
| 16 | MICROWAVE BOTTOM PANEL (WITH HOLE) | 16 | PANEL INFERIOR DEL MICROONDAS (CON ORIFICIO) |
| 17 | OVEN BOTTOM PANEL (WITH HOLE) | 17 | PANEL INFERIOR DEL HORNO (CON ORIFICIO) |
| 18 | LOWER DOOR | 18 | PUERTA INFERIOR |
| 19 | UPPER DOOR | 19 | PUERTA SUPERIOR |
| 20 | DRAWER FRONT FRAME | 20 | MARCO FRONTAL DEL CAJÓN |
| 21 | DRAWER FRONT PANEL | 21 | PANEL FRONTAL DEL CAJÓN |
| 22 | CENTRAL BOTTOM PANEL | 22 | PANEL INFERIOR CENTRAL |
| 23 | DRAWER SIDE PANEL | 23 | PANEL LATERAL DEL CAJÓN |
| 24 | DRAWER SUPPORT | 24 | SOPORTE DEL CAJÓN |
| 25 | DRAWER BOTTOM PANEL | 25 | PANEL INFERIOR DEL CAJÓN |
| 26 | DRAWER BOTTOM PANEL | 26 | PANEL INFERIOR DEL CAJÓN |
| 27 | BACK TRAY | 27 | BANDEJA TRASERA |

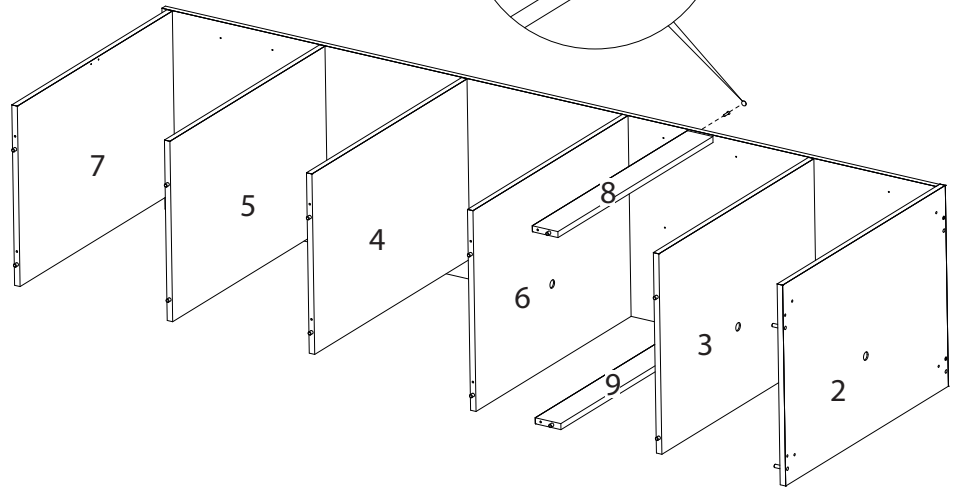
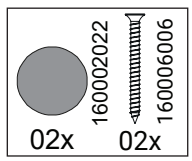
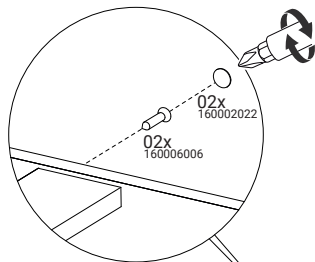
01



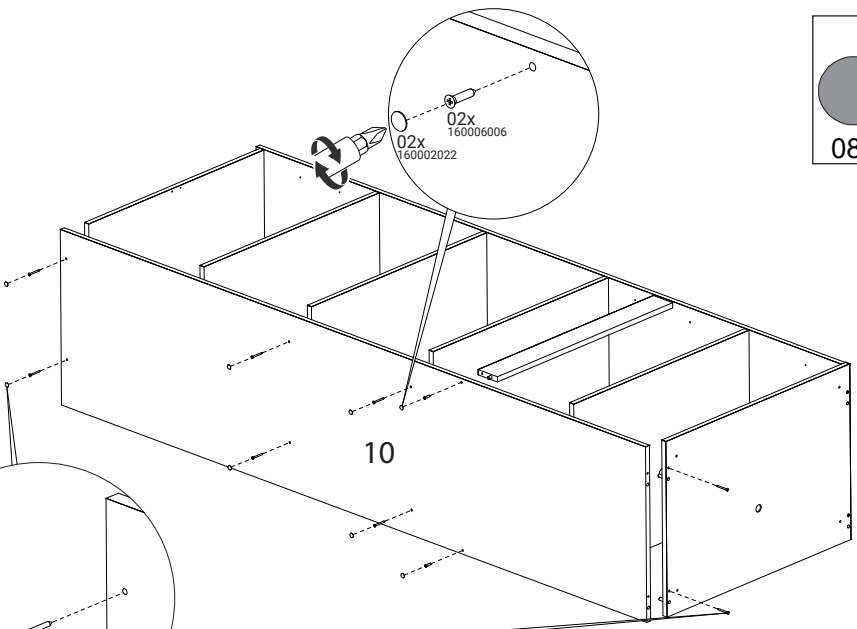
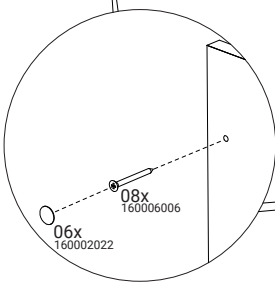
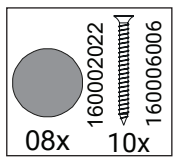
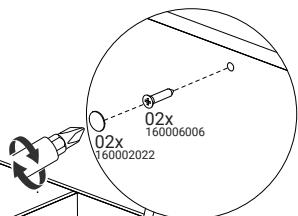
02



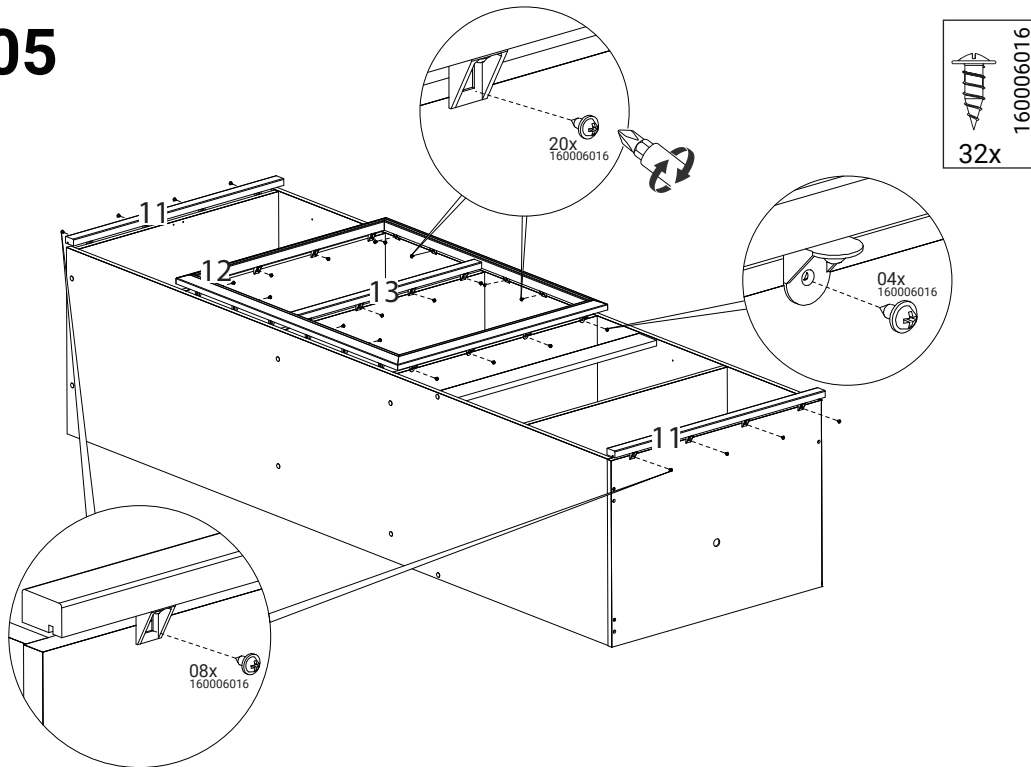
03



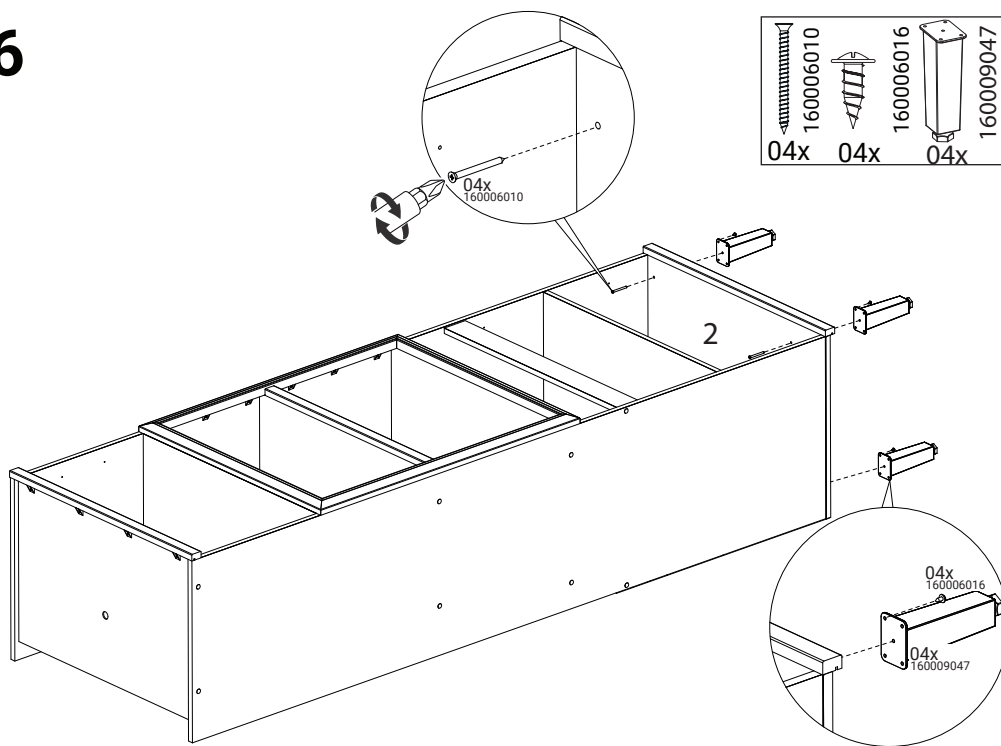
04



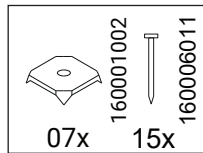
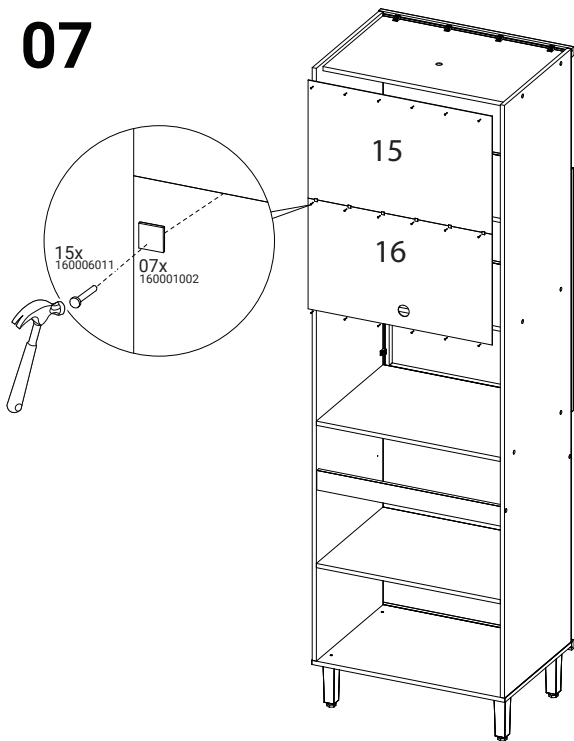
05



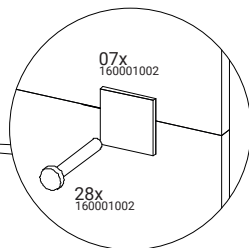
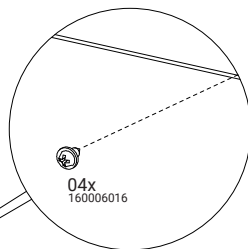
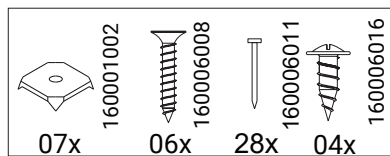
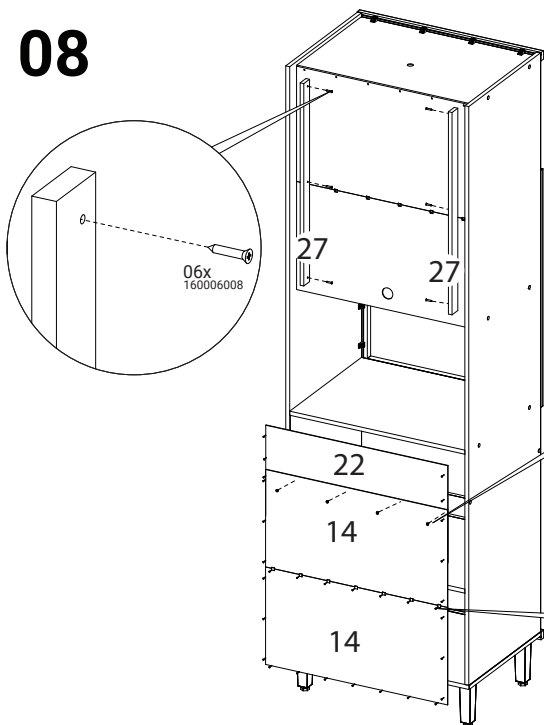
06



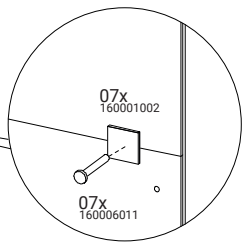
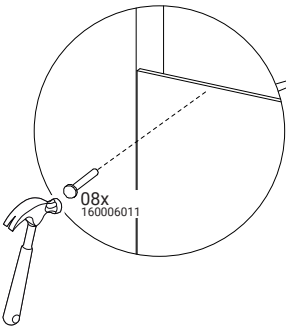
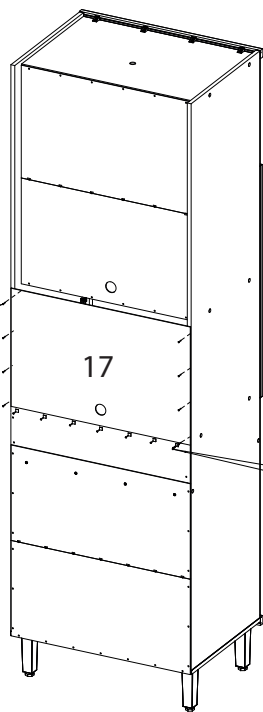
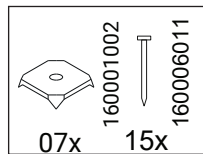
07



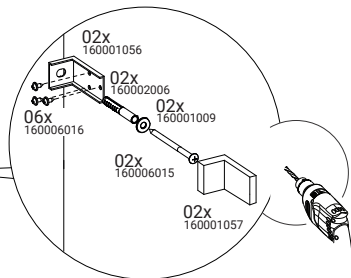
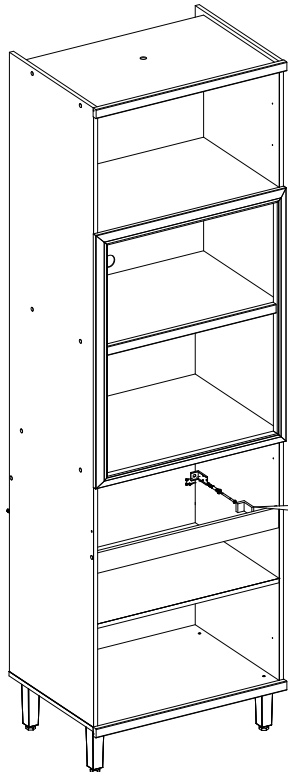
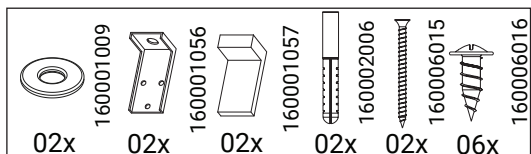
08



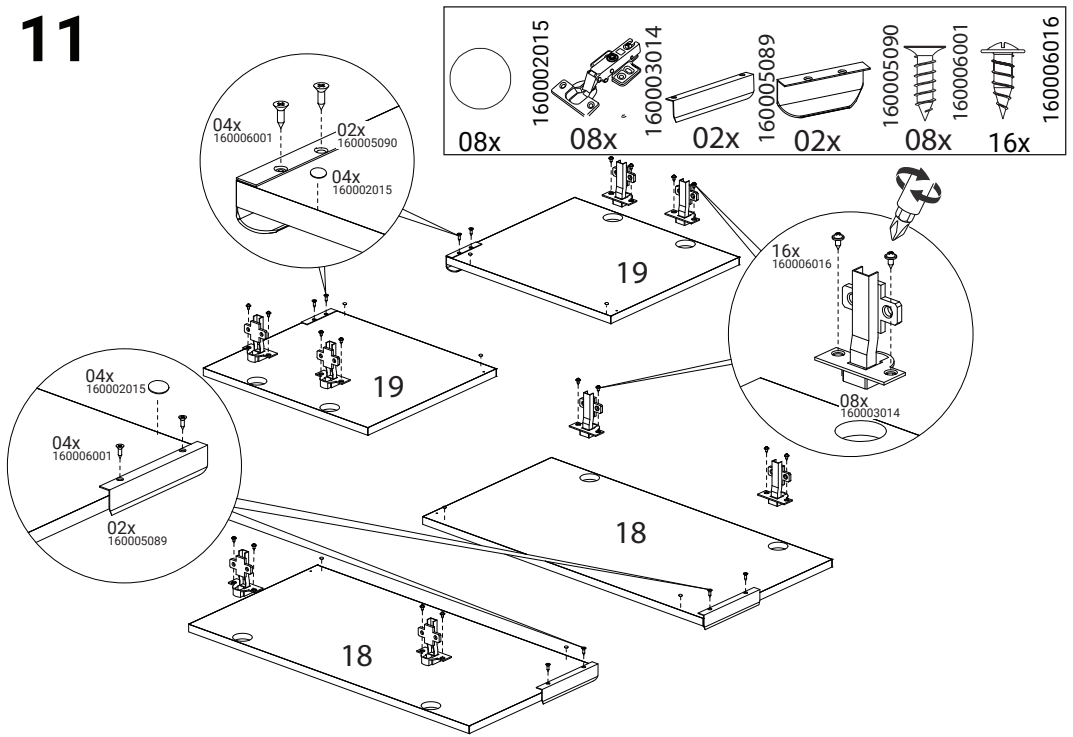
09



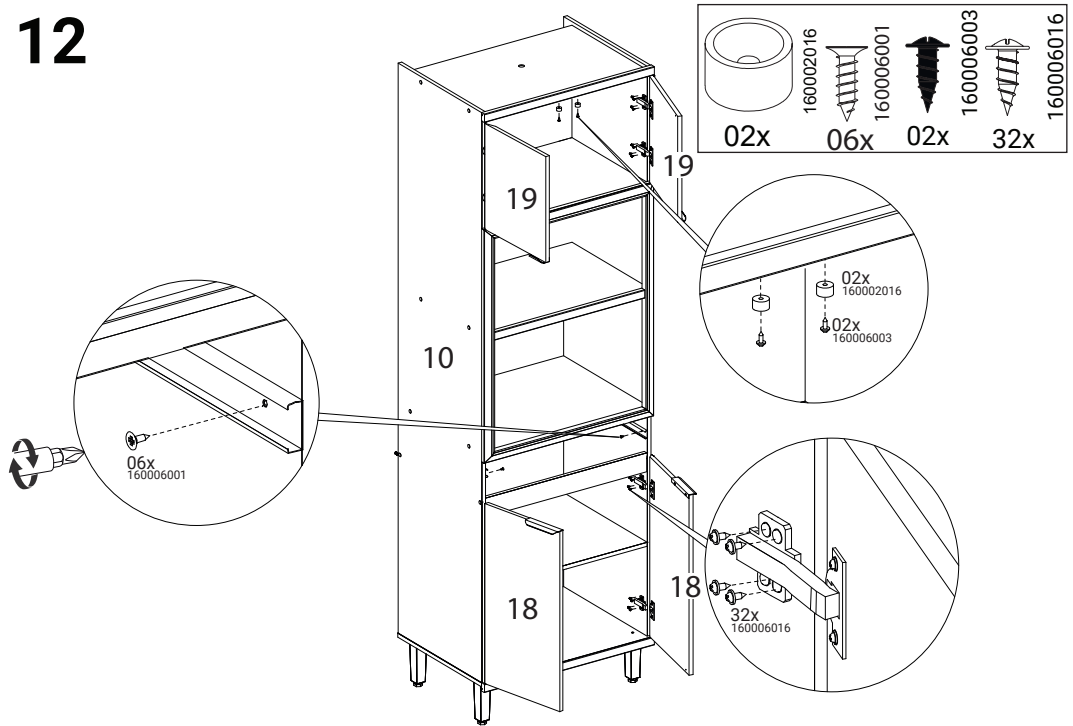
10



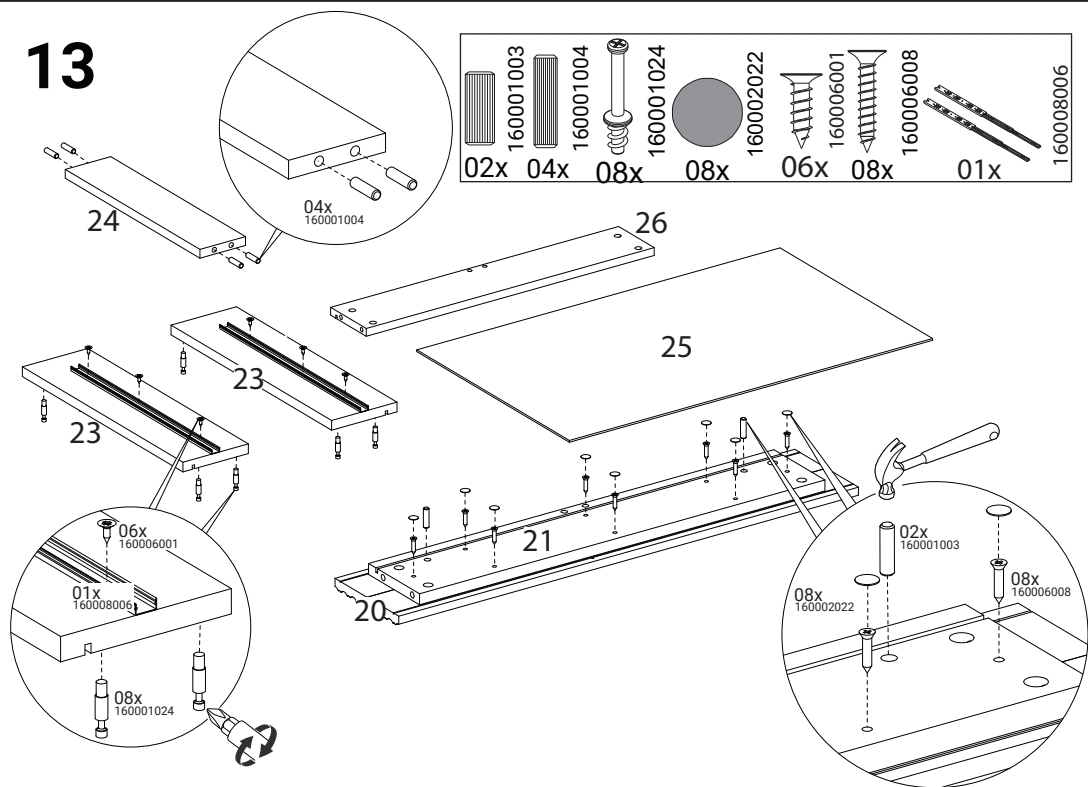
11



12



13



14

