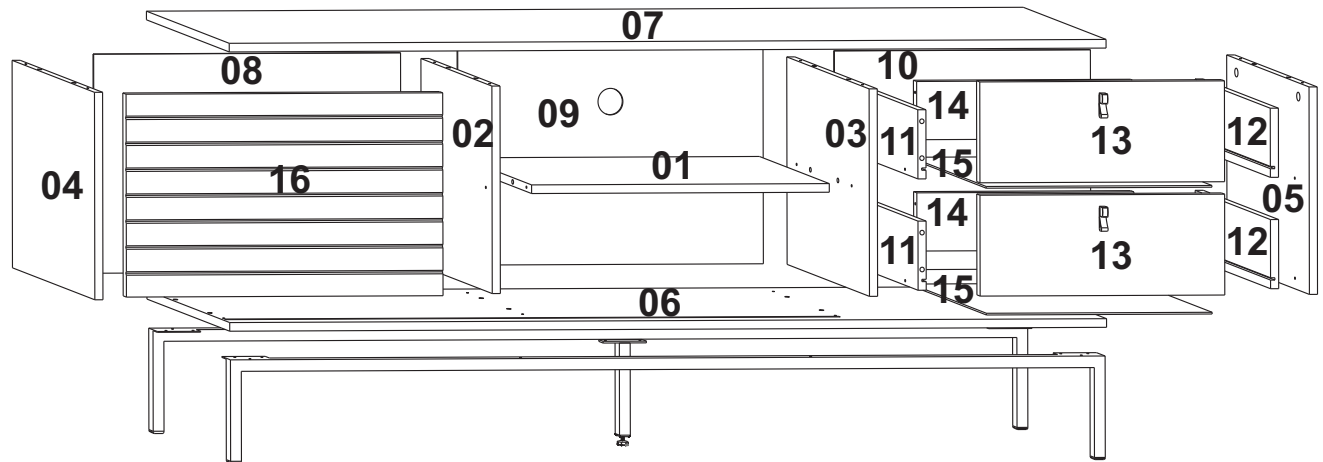
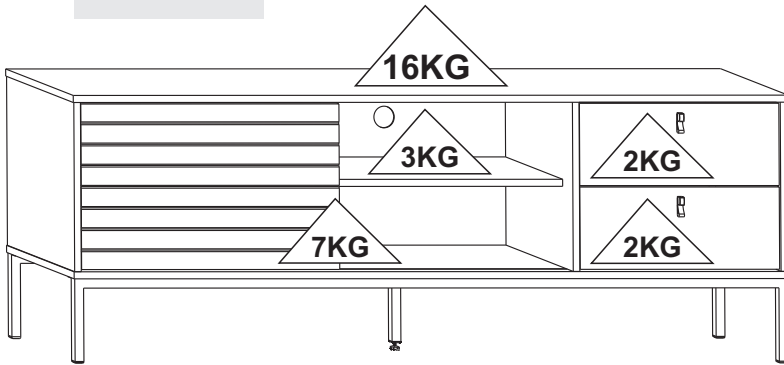


TV até 60"

DIMENSÕES DO PRODUTO / PRODUCT DIMENSIONS / DIMENSIONS PRODUCT - WxDxH / LxPxA - 1620 X 388 X 570 MM

PEÇAS NUMERADAS / NUMBERED PARTS /
PIEZAS NUMERADAS

EX: 1915X-X 05 (peça/ piece/ pieza number)



ATENÇÃO / ATTENTION / ATENCION

Nunca utilizar óleos, lustra móveis, produtos abrasivos, saponáceos, esponja de aço e outros.

Never use oils, furniture polish, abrasive products, soaps, steel sponge and others.

Nunca use aceites, pulimentos, abrasivos, jabones, esponja de acero y otros.

CUIDADOS ESPECIAIS/ SPECIAL CARE/ CUIDADOS ESPECIALES

- Evitar expor o móvel ao sol, e em lugares úmidos.
- Limpar com flanela seca ou com pano levemente umedecido em água.
- Avoid exposing the furniture to the sun, and in damp places.
- Clean with dry flannel or lightly cloth moistened with water.
- Evite exponer los muebles al sol y en lugares húmedos.
- Limpiar con franela seca o un paño ligero, humedecido con agua.

MONTAR O PRODUTO SOBRE A EMBALAGEM, EVITANDO DANOS NA PINTURA. ACONSELHAMOS QUE A MONTAGEM DO PRODUTO SEJA POR UM PROFISSIONAL.

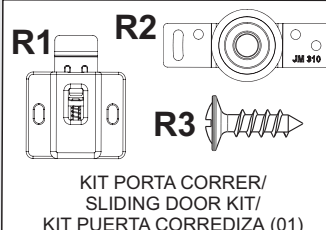
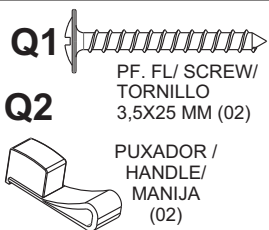
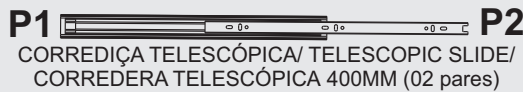
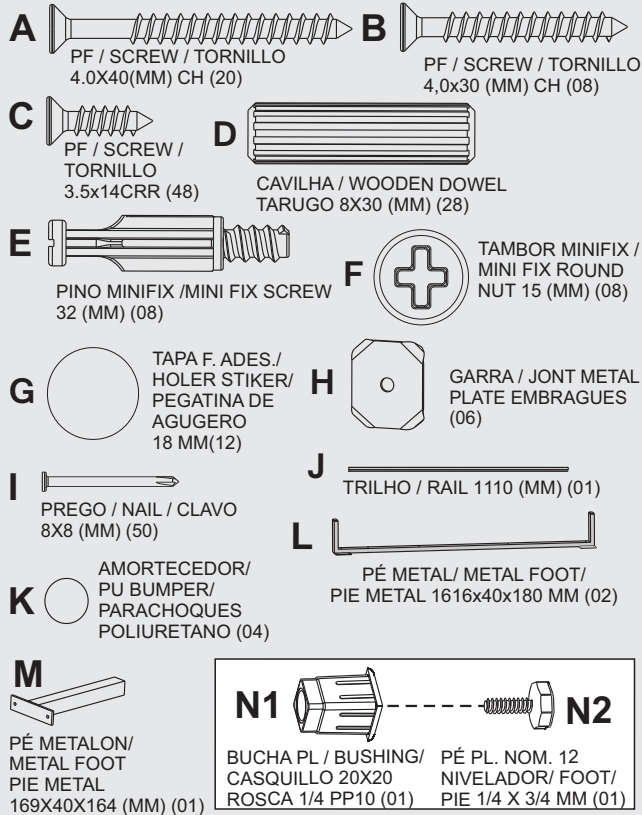
SETUP THE PRODUCT ON TOP OF THE PACKAGING, AVOIDING DAMAGE TO THE PAINT. WE RECOMMEND THAT THE INSTALLATION IS DONE BY A PROFESSIONAL.

MONTAR EL PRODUCTO EN EL PAQUETE, EVITAR LESIONES EN PINTURA. AVISAMOS QUE EL MONTAJE DEL PRODUCTO SEA UN PROFESIONAL.

Ferramentas necessárias / Necessary tools / Herramientas Necesarias
(não fornecidas) (not provided) (No proporcionadas)

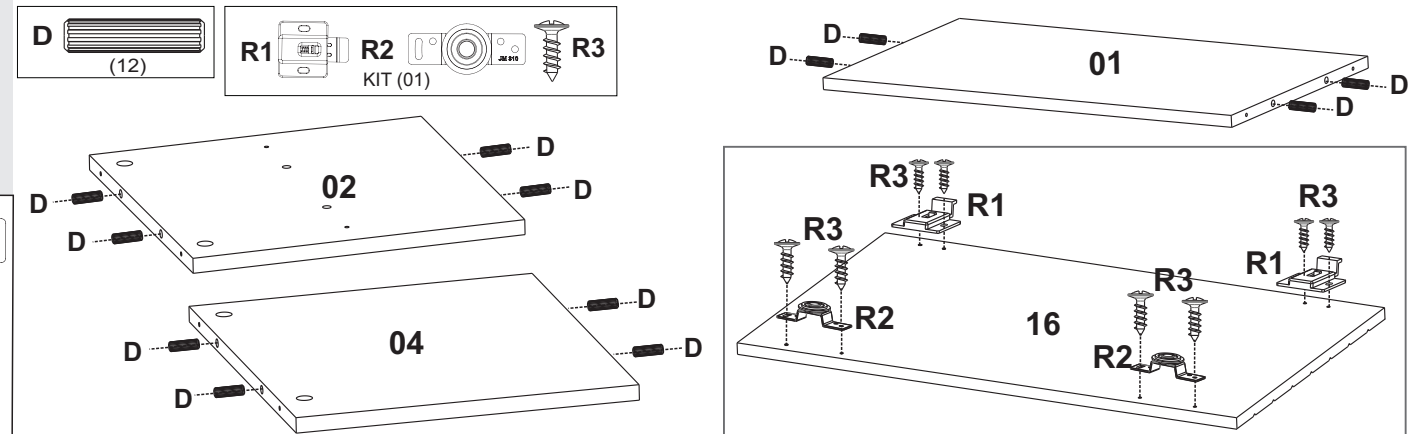


MEDIDA UTILIZADA EM MM / UNIT MEASURE USED / IS MILLIMETERS (MM)

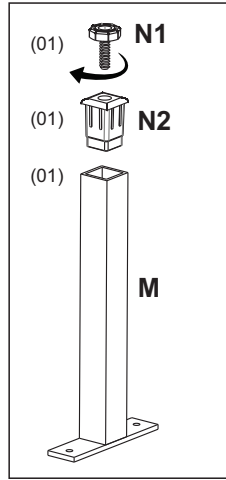
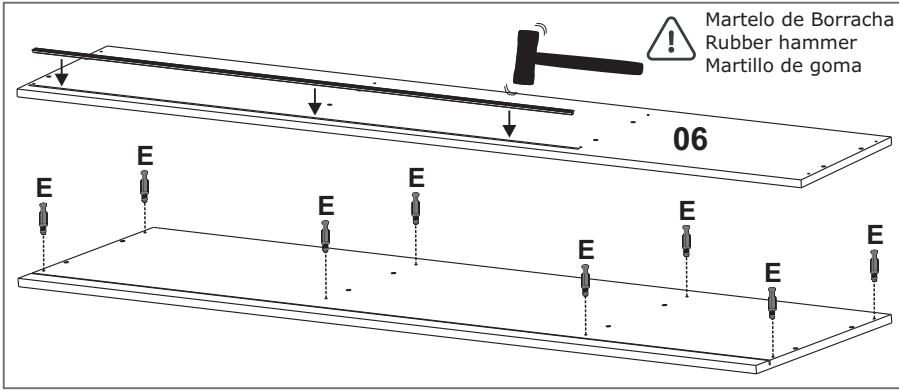
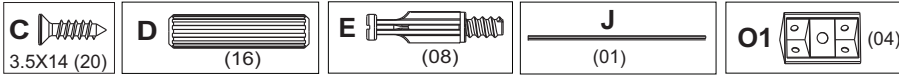


ITEM		DESCRIÇÃO DA PEÇAS / DESCRIPTION OF PARTS / UNIT MEASURE USED IS MILLIMETERS (MM)	CORES PRODUTO/ PRODUCT COLORS / COLORES PRODUCTO				
COD. CODE	Nº	NOME/NAME/NOMBRE	MEDIDAS / MEASURES (MM)	QUANT AMOUNT CANTIDAD	TIPO TYPE	OFF WHITE (CÓD. 06)	PRETO (CÓD. 07)/ CEDRO CÓD. 03)
18593	1	PRATELEIRA CENTRAL/ SHELF/ ESTANTE	550X325X15	1	MDP	01/06	01/07
18594	2	DIVISOR ESQ/ LEFT DIVIDER/	360X330X15	1	MDP	02/06	02/07
18595	3	DIVISOR DIR/ RIGHT DIVIDER/	383X360X15	1	MDP	03/06	03/07
18596	4	LATERAL ESQUERDA/ LEFT SIDE/ LADO IZQUIERDO	383X360X15	1	MDP	04/06	04/07
18597	5	LATERAL DIREITA/ RIGHT SIDE/ LADO DERECHO	383X360X15	1	MDP	05/06	05/07
18598	6	BASE	1620X385X15	1	MDP	06/06	06/07
18599	7	TAMPO/ TOP	1620X385X15	1	MDP	07/06	07/07
18600	8	FUNDO TRÁS DIR / BACK/ TRASERO	566X380X3	1	MDF	08/06	08/07
18601	9	FUNDO TRÁS CENTRAL/ BACK/ TRASERO	566X380X3	1	MDF	09/06	09/07
18602	10	FUNDO TRÁS ESQ/ BACK/ TRASERO	473X380X3	1	MDF	10/06	10/07
18603	11	LATERAL GAVETA ESQ/ LEFT DRAWER SIDE/ LADO CÁJON IZO.	350X120X15	2	MDP	11/06	11/07
18604	12	LATERAL GAVETA DER/ RIGHT DRAWER SIDE/ LADO CÁJON DER.	350X120X16	2	MDP	12/06	12/07
18605	13	FRENTE GAVETA/ DRAWER FRONT/ FRENTE DE CÁJON	452X175X15	2	MDP	13/06	13/03
18606	14	CONTRA FRENTE/ AGAINST DRAWER FRONT/ CONTRA EL FRENTE DE CÁJON	401X120X15	2	MDP	14/06	14/07
18607	15	FUNDO GAVETA/ DRAWER BACK GROUND/ FONDO CÁJON	417X358X3	2	MDF	15/06	15/07
18608	16	PORTA DESLIZANTE/ DOOR/ PUERTA	585X352X15	1	MDF	16/06	16/03
438	A	PF. / Screw / Tornillo 4,0x40(MM) CH		20			
436	B	PF./Screw/ Tornillo 4,0x30(MM) CH		08			
986	C	PF./ Screw/ Tornillo 3,5x14(MM) CRR		48			
137	D	Cavilha / Wooden Dowel / Tarugo 8x30(MM)		28			
532	E	Pino Minifix /Minifix Screw 32(MM)		08			
508	F	Tambor Minifix / Minifix Round Nut 15(MM)		08			
13877							
13363	G	Tapa Furo Adesivo / Holler Stiker/ Pegatina de Agugero 18 (MM)		12		GELO	PRETO
911	H	Garra/ Jont Metal Plate/ Embragues		06			
248	I	Prego / Nail / Clavo 8x8(MM)		50			
18585							
18586	J	Trilho / Rail 1113 (MM)		01		OFF WHITE	PRETO
3441	K	Amortecedor/ Pu Bumper/ Parachoques Poliuretanos		04			
18609	L	Pé Metal/ Metal Foot/ Pie Metalico 1616X40X180 (MM)		02		OURO	PRETO
18610	M	Pé Metal Central/ Metal Foot/ Pie Metalico 80X20X169 (MM)		01		OURO	PRETO
17450	N1/N2	Bucha PL/ Bushing/ Casquillo 20X20 ROSCA 1/4 PP10		01		PRETO	PRETO
17449		Pé PL. Nom. 12 Nivelador/ Foot/ Pie 1/4 X 3/4 (MM)		01		PRETO	PRETO
15175	O1/O2	Cantoneira PL/Plast. corner with lid / Esquina PL. 20X20X42(MM)		04		CINZA	CINZA
13495	P	Corrediça Tel./ Metalic Slid/ Corredera 350 (MM) (02 Pair)		02			
8233	Q1	PF. / Screw / Tornillo 3,5x25(MM) CH		02			
18587	Q2	Puxador TORO AKEO/ Handle/ Manija 27X15X10XMM		02		CARAMELO	CARAMELO
9002	R	Kit Porta de correr/ Sliding Door Kit/ Kit Puerta Corrediza Certif. de Garant. / Warranty Certif.		01			

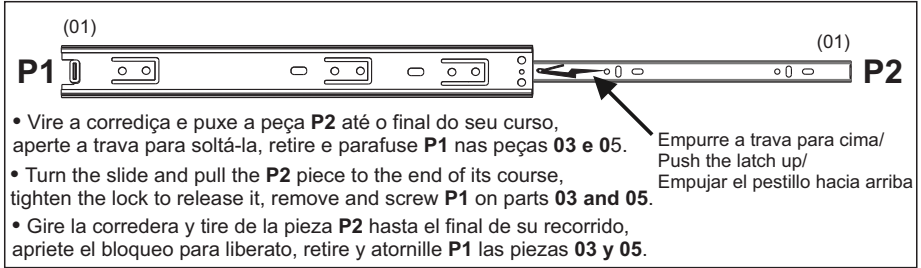
PREPARAÇÃO DE PEÇAS/ PARTS PREPARATION / PREPARACION DE PIEZAS



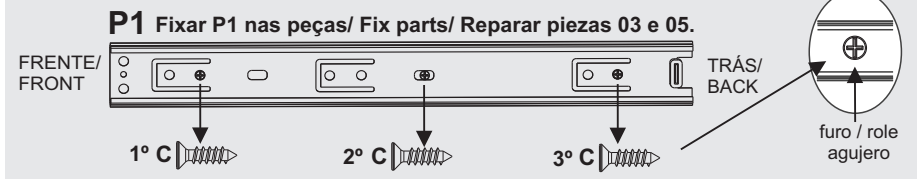
PREPARAÇÃO DE PEÇAS/ PARTS PREPARATION / PREPARACION DE PIEZAS



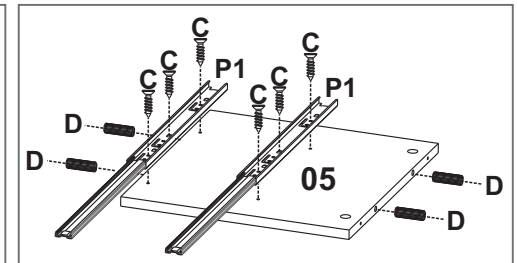
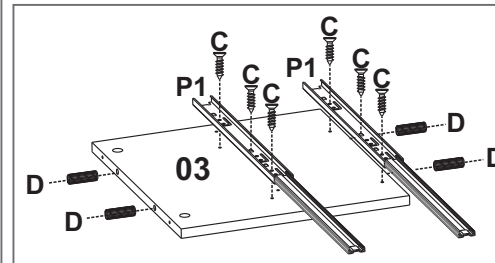
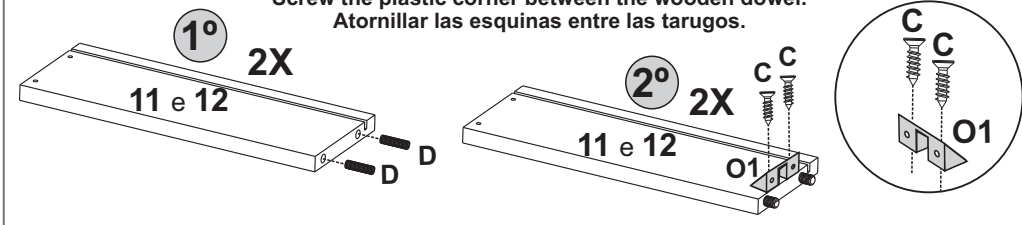
• Fixação da Corrediça / Slide Fixation / Fijación de Corredera



• Parafusar nos furos obilongos / Screw into oblongs roles / Atornillar en agujeros oblongos



Parafusar as cantoneiras entre as cavilhas./
Screw the plastic corner between the wooden dowel.
Atornillar las esquinas entre las tarugos.

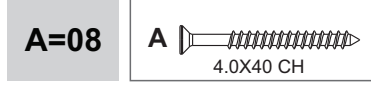
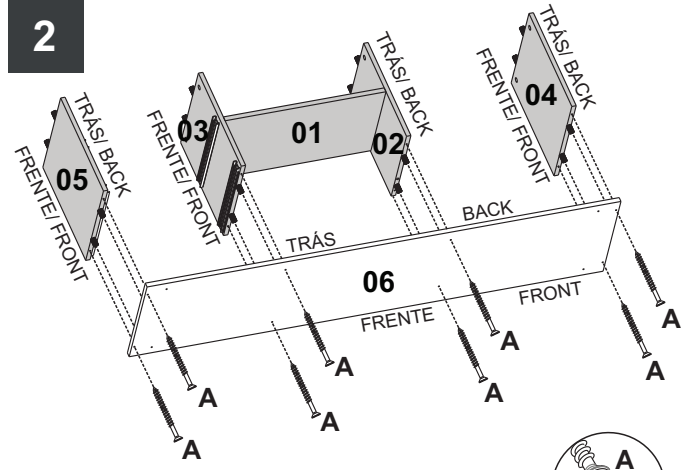


1

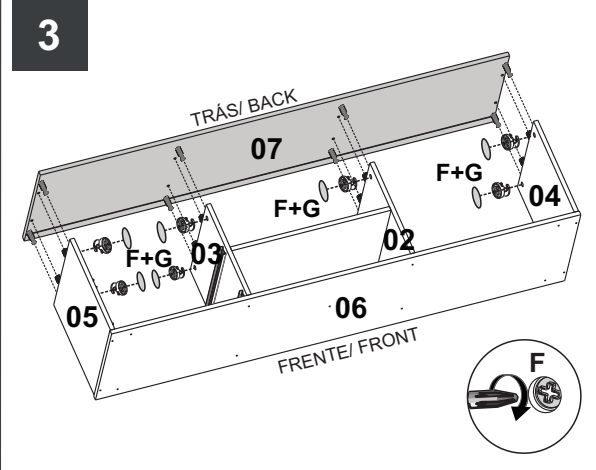
Obs: As peças pintadas nos passos são apenas ilustrativas.
The parts painted in the steps are illustrative only.
Las partes pintadas en los pasos son solo ilustrativas.

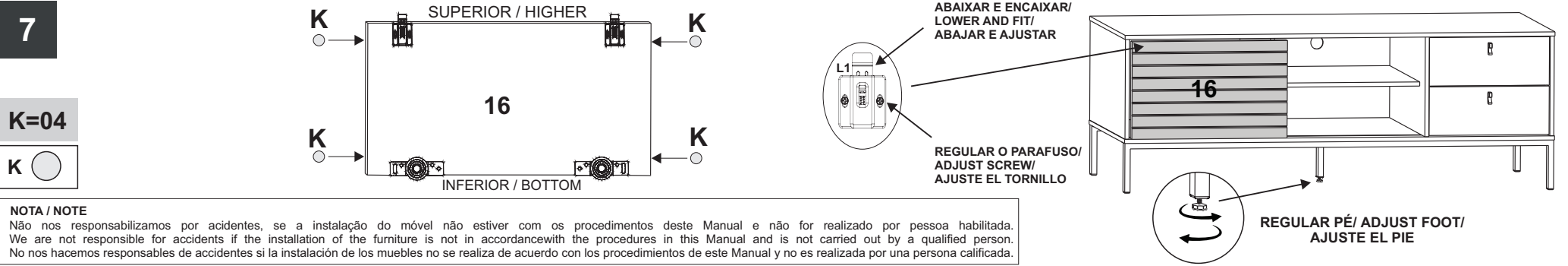
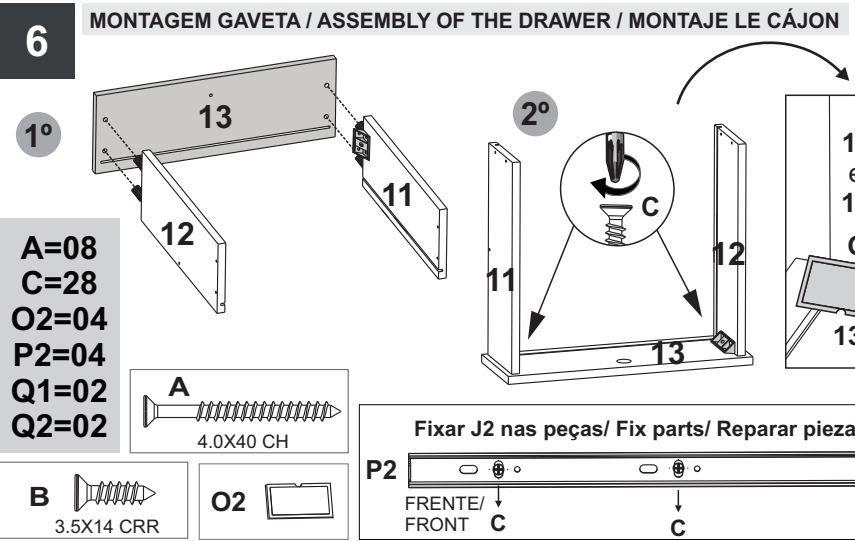
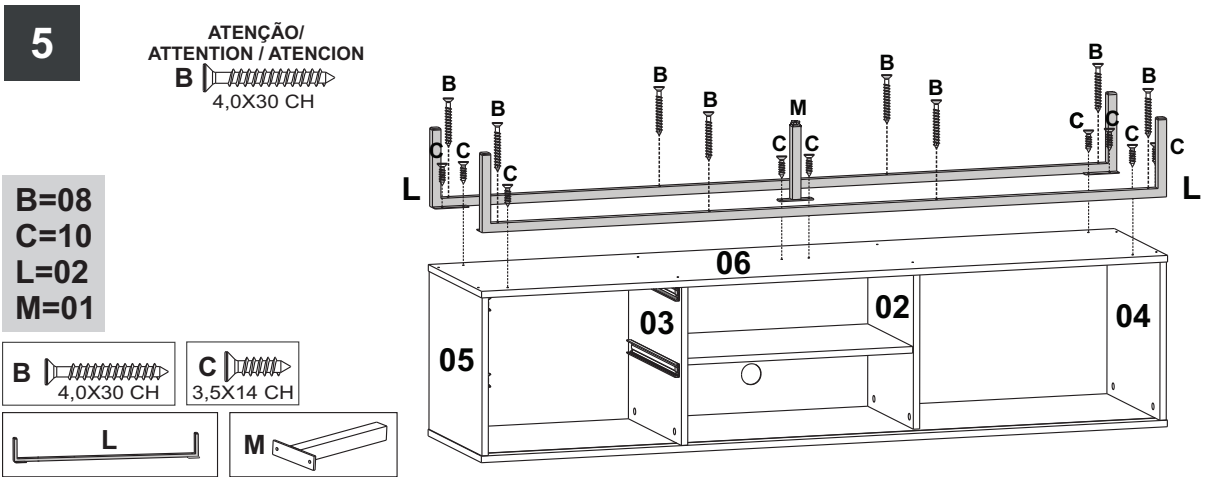
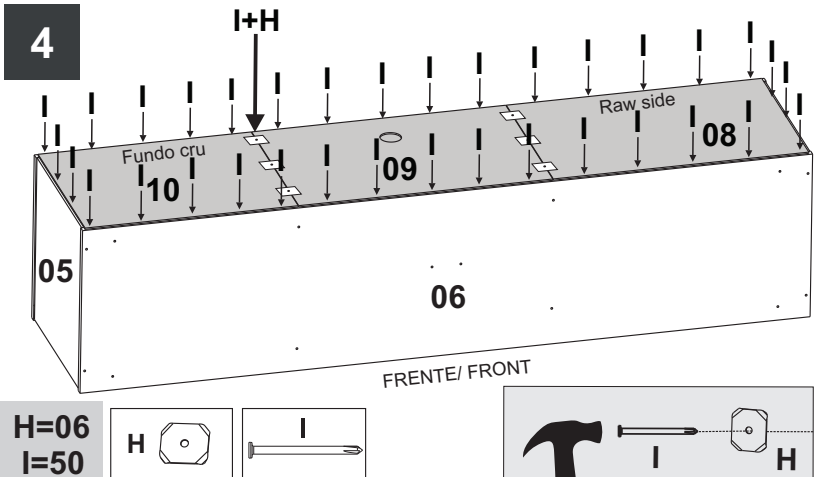


2



3





NOTA / NOTE
Não nos responsabilizamos por acidentes, se a instalação do móvel não estiver com os procedimentos deste Manual e não for realizado por pessoa habilitada.
We are not responsible for accidents if the installation of the furniture is not in accordance with the procedures in this Manual and is not carried out by a qualified person.
No nos hacemos responsables de accidentes si la instalación de los muebles no se realiza de acuerdo con los procedimientos de este Manual y no es realizada por una persona calificada.