

# ARTESANO

Criador de Ambientes

Dicas de Conservação / Maintenance Tips / Dicas para Conservación

\*Para limpar ou tirar manchas, utilize uma flanela umedecida em solução de água e álcool, na mesma proporção.

\*Evite exposição ao sol.

\*To clean or remove stains, use a piece of flannel dampened with a water and alcohol solution, in the same proportion.

\*Avoid direct sunlight.

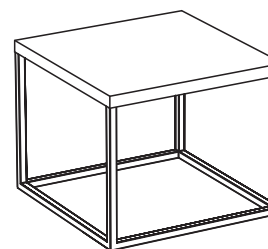
\*Para limpiar o sacar manchas, utilice una flanela humedecida en solución de agua y alcohol, en la misma proporción.

\*Evite la exposición directa al sol.

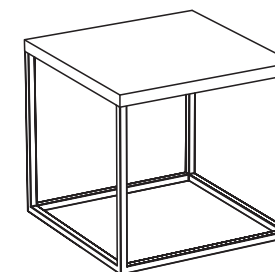
REF.: 24801/24802/24803/24804/24805

## ARTESANO

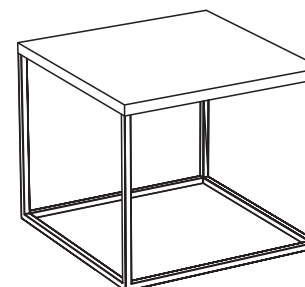
Criador de Ambientes




REF.: 24801



REF.: 24802

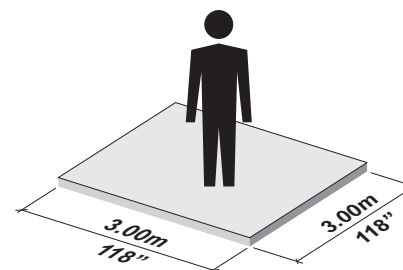


REF.: 24803



REF.: 24804/24805


### INSTRUÇÕES DE MONTAGEM ASSEMBLING INSTRUCTIONS / INSTRUCCIONES DE MONTAJE




15 min.

**FERRAGENS  
HARDWARE LIST  
LISTA DE MATERIALES**

**ETAPA DE MONTAGEM.  
STAGE OF ASSEMBLY.  
FASE DE MONTAJE.**

|          |   |           |
|----------|---|-----------|
| <b>A</b> |  | <b>04</b> |
|----------|---|-----------|

**1** Passo  
Step  
Paso



REF.: 24801

REF.: 24802

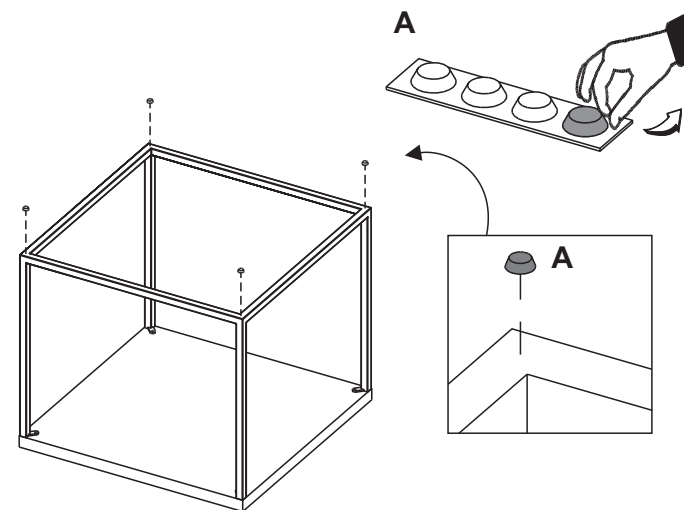
REF.: 24803

REF.: 24804/24805

Denominação  
01 - Mesa

Description  
01 - Table

Denominación  
01 - Mesa



MONTE O MÓVEL COMO NÓS O PRODUZIMOS: COM CARINHO.

ASSEMBLE THE FURNITURE AS WE PRODUCE IT: WITH LOVE.

MONTE EL MUEBLE COMO NOSOTROS LO PRODUCIMOS: CON CARÍÑO.