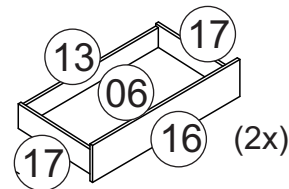
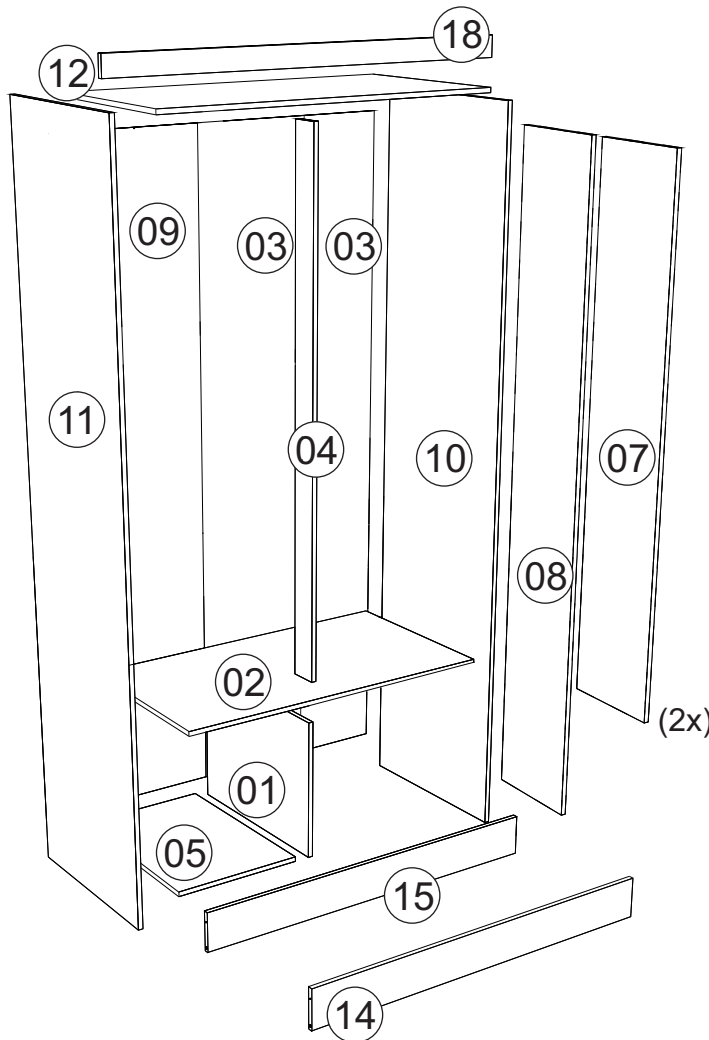




Roupeiro
Ropero
Closet
FLORENÇA
3 PORTAS




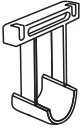
Nº	CÓDIGO CODE ASSISTÊNCIA ATTENDANCE	NOME DA PEÇA/DESCRIPCIÓN PIEZAS/DESCRIPTION PARTS	MEDIDAS (mm) MEASURES (mm)	QTD.	BRANCO NEVE BRANCO NEVE	MARROCOS MARROCOS	MARROCOS OFF WHITE
01	RG170.19.00	Lateral interna central/Divisória interna/Inner side	384x385x12	01	321719	324145	324145
02	RG170.04.00	Base sob gaveta/Base/Shelf	721x385x12	01	321615	324138	324138
03	RG170.13.01	Forro/Revés/botton	1556x243x2,5	02	321560	321560	321560
04	RG170.06.00	Ripa batente frontal /Listones/Battens	1148x70x12	01	321617	324140	324140
05	RG170.01.00	Base inferior/Base/Shelf	385x236x12	01	321718	324137	324137
06	RG170.34.00	Forro gaveta/Revés cajón/Botton	449x355x2,5	02	321628	321628	321628
07	RG170.25.01	Porta/Puerta/Door	1552x244x15	01	321624	324147	324187
08	RG170.25.00	Porta/Puerta/Door	1156x239x15	02	321623	324146	324186
09	RG170.13.00	Forro/Revés/botton	1556x248x2,5	01	321559	321559	321559
10	RG170.17.00	Lateral externa direita/Lateral derecha/Inner side	1750x385x12	01	321620	324143	324143
11	RG170.18.00	Lateral externa esquerda/Lateral izquierda/Inner side	1750x385x12	01	321621	324144	324144
12	RG170.05.00	Base superior/Base superior/Shelf	721x385x12	01	321616	324139	324139
13	RG170.29.00	Ripa traseiro de gaveta/Listón del cajón trasero/Rear drawer slat	425x80x12	02	321625	321625	321625
14	RG170.30.00	Rodapé frontal/Zócalo delantero/Front panel	721x124x12	01	321626	324148	324148
15	RG170.32.00	Rodapé traseiro/Zócalo de atrás/Border back	721x124x12	01	321627	321627	321627
16	RG170.14.00	Frente gaveta/Frente cajón/Drawer front	194x483x15	02	321619	324142	324185
17	RG170.15.00	Lateral de gaveta/ Lado del cajón/ Drawer side	350x100x15	04	321562	321562	321562
18	RG170.07.00	Chapéu/Detalle superior/Hat	721x70x12	01	321618	324141	324141

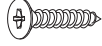
Ferragens/Herrajes/Hardware

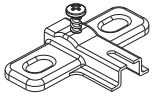
A  **14x**
Cód 873
Cavilha/Clavija/Peg Ø 6,0x30mm


B  **24x**
Cód 691
Parafuso/Tornillo/Screw 3,5x40mm Chat

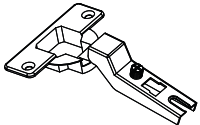
C  **34x**
Cód 11413
Parafuso/Tornillo/Screw 3x12mm Chat

D  **01x**
Cód 14650
Suporte cabideiro/Suporte U/Closed bracket

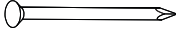
E  **12x**
Cód 667
Parafuso/Tornillo/Screw 4x14mm Chat

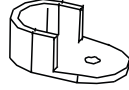
F  **09x**
Cód 12539
Calço dobradiça/Calzo de visagra/ Chock to hinge

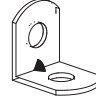
G  **01x**
Cód 8255
Bisnaga cola/tubo de pegamento/glue tube

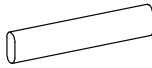
H  **09x**
Cód 10269
Calço dobradiça/Calzo de visagra/ Chock to hinge

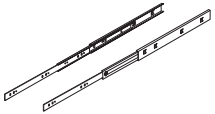
I  **04x**
Cód 7169
Fixador costa/Ujetador de orilla/Shore fastener

J  **50x**
Cód 822
Prego/Clavo/Nail


K  **02x**
Cód 3635
Suporte cabideiro/Soporte de suspensión/
hanger support

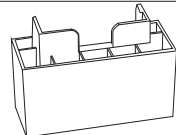
L  **07x**
Cód 7168
Cantoneira metalica/angulo metalico
Metal angle bracket


M  **02x**
Cód 13405
Cabideiro/Tendedeiro/Wooden hanger 355mm


N  **02x**
Cód 20253
Corrediças/Diapostivas/Slides


O  **05x**
Cód 10034
Puxador/Manija/Puller


P  **10x**
Cód 692
Parafuso/Tornillo/Screw 3,5x25mm Chat

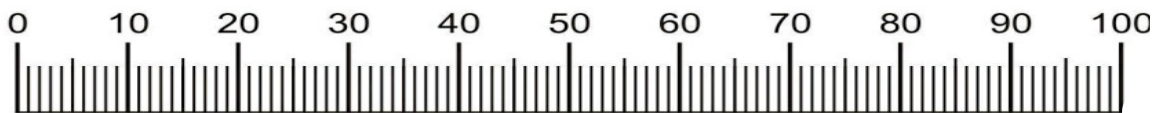
Q  **04x**
Cód 4083
Pé plástico/Pie de plastico/Plastic foot

R  **08x**
Cód 9567
Parafuso/Tornillo/Screw 3X22mm Chat


S  **02x**
Cód 591
Parafuso/Tornillo/Screw 3,5x20mm Chat


T  **36x**
Cód 7604
Parafuso/Tornillo/Screw 4x12mm Chat


U  **02x**
Cód 13406
Perfil/Profile 1148 Chat



Medidas em mm
Measures in mm
Mesuras en mm

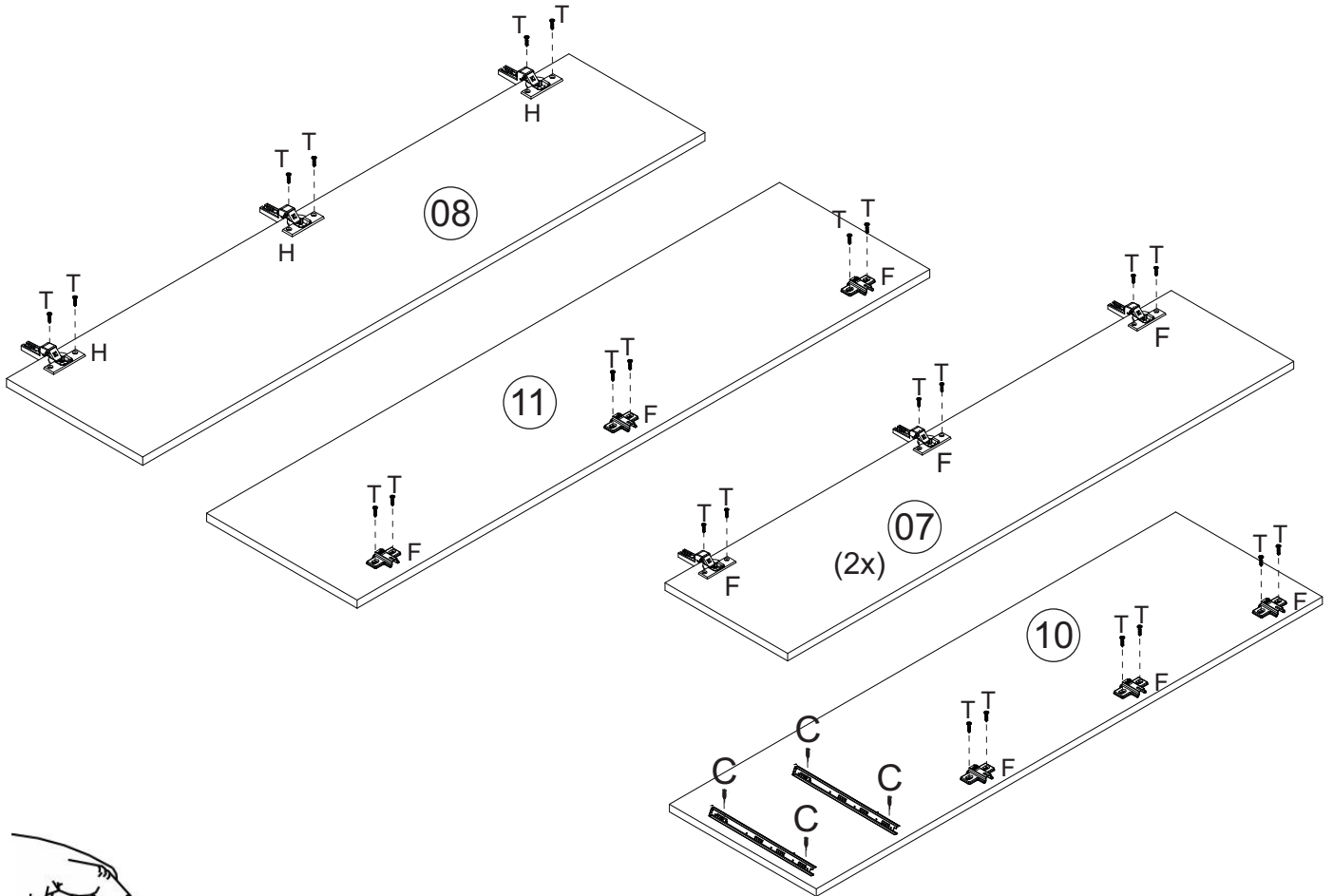
 **Giz para madeira**
Produto para ser aplicado em caso de riscos na superfície.

 **Giz para madeira**
Product to be applied in case of scratches on the surface.

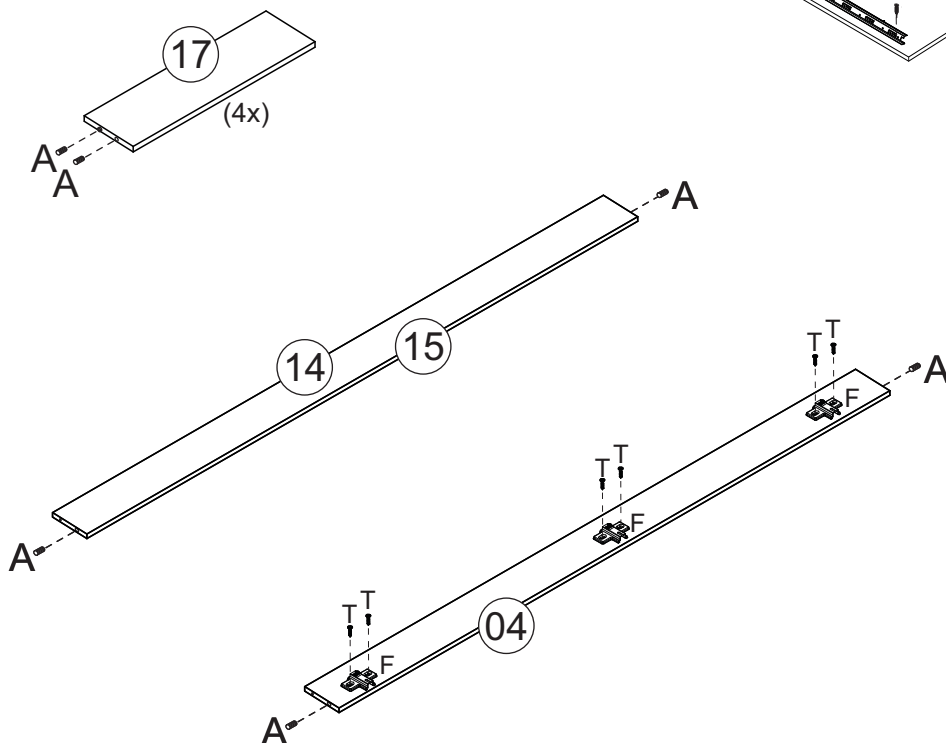
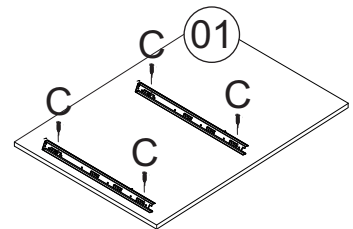
 **Giz para madeira**
Producto para ser aplicado en caso de rayas en la superficie.

   **1:00**   

Pré-Montagem/Preparación Piezas/ Pre-assembly

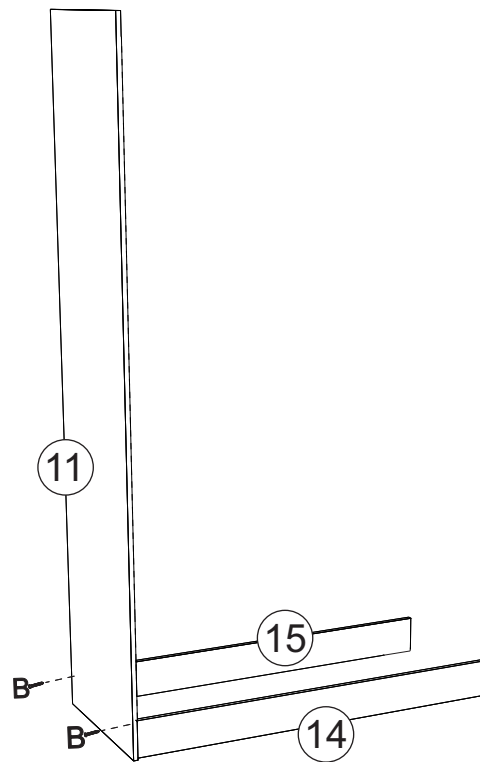


Utilizar cola nas cavilhas
 Usa pegamento en los tacos.
 Use glue on the dowels

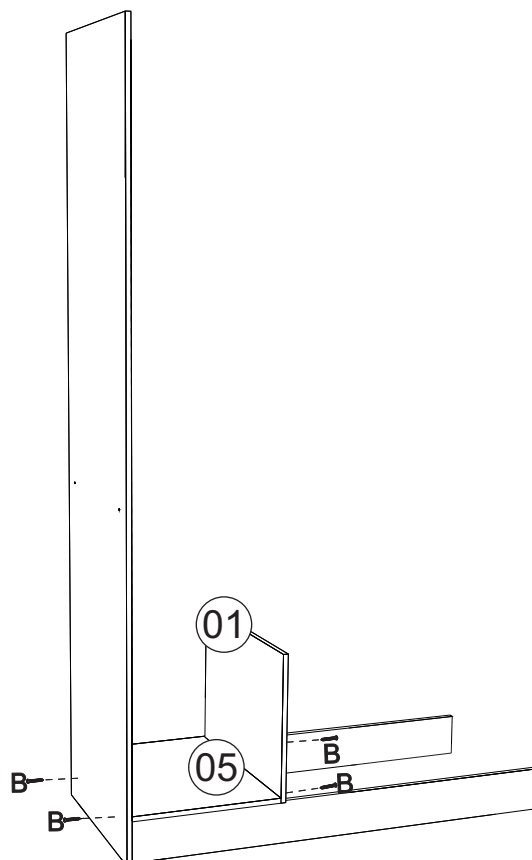


01 → Montagem/Montaje/Assembly

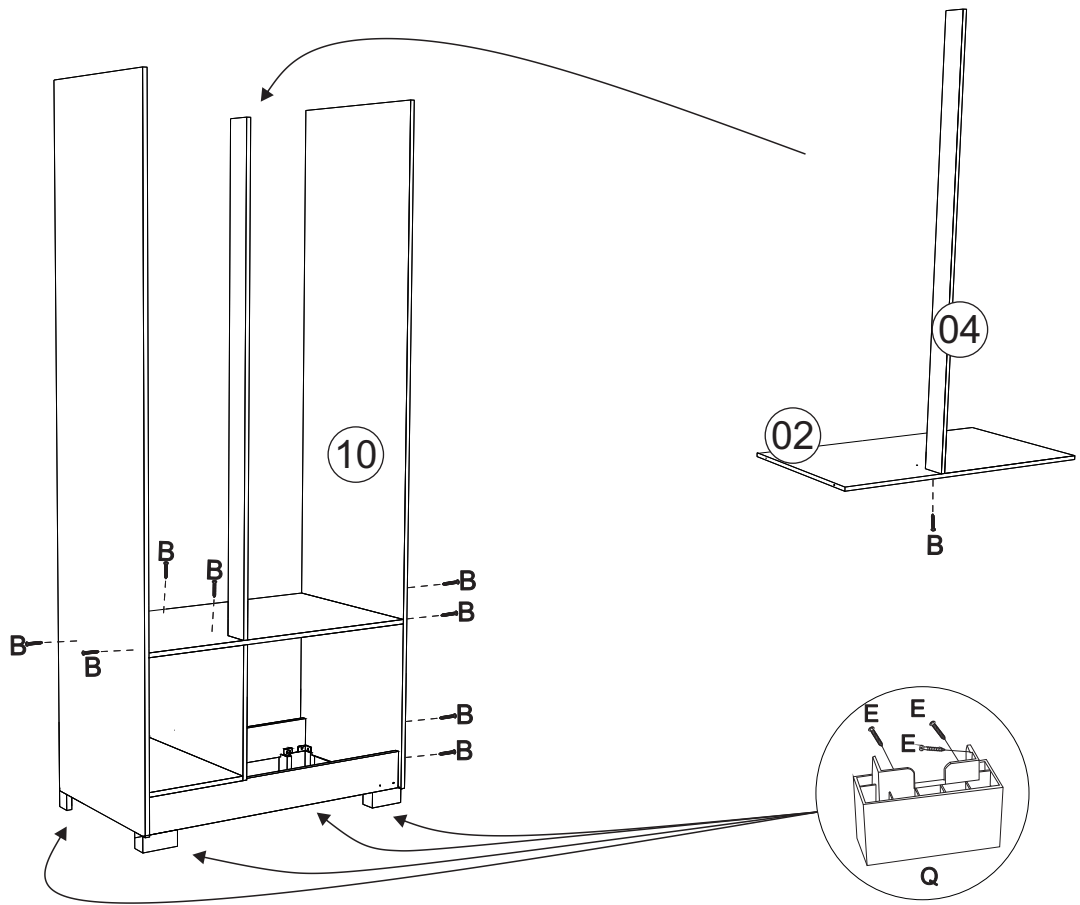
Obs:Roupeiro montado deitado.
Nota: Armario empotrado tumbado.
Note: Fitted wardrobe lying down.



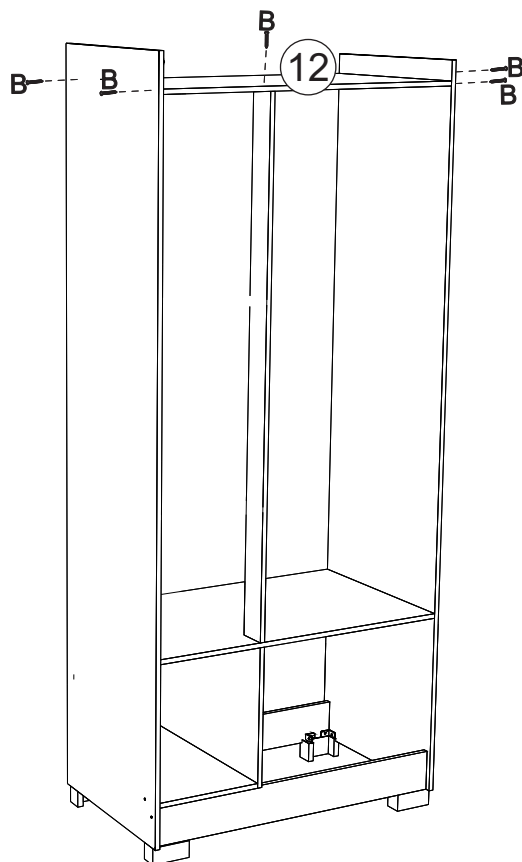
02 → Montagem/Montaje/Assembly



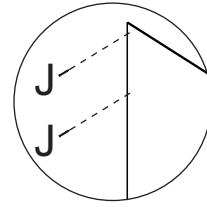
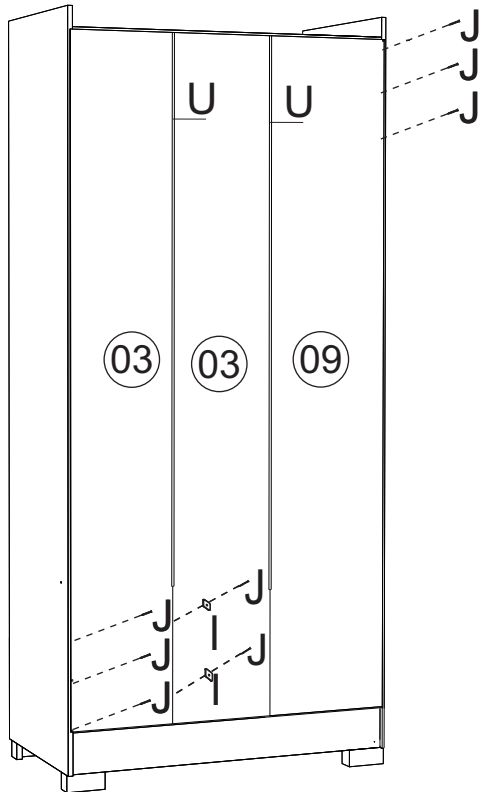
03 Montagem/Montaje/Assembly



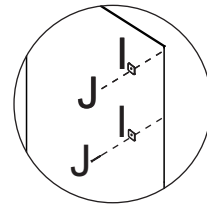
04 Montagem/Montaje/Assembly



05 Montagem/Montaje/Assembly

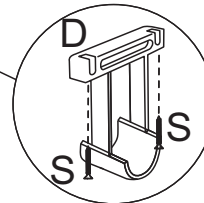
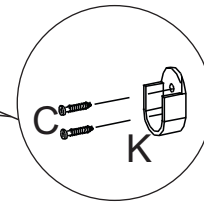
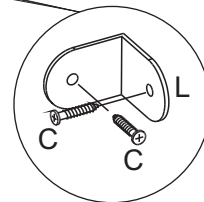
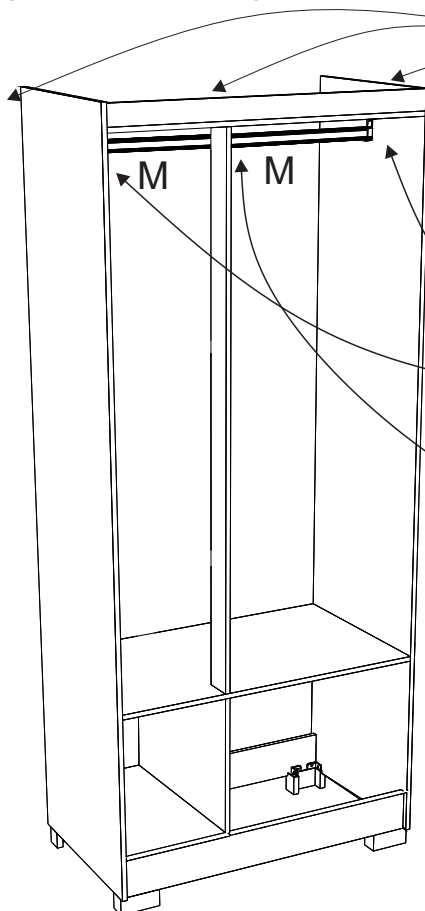


- *Colocar um prego (J) a cada 100mm
- *Colocar un clavo cada (J) 100mm
- *Place a nail every (J) 100mm

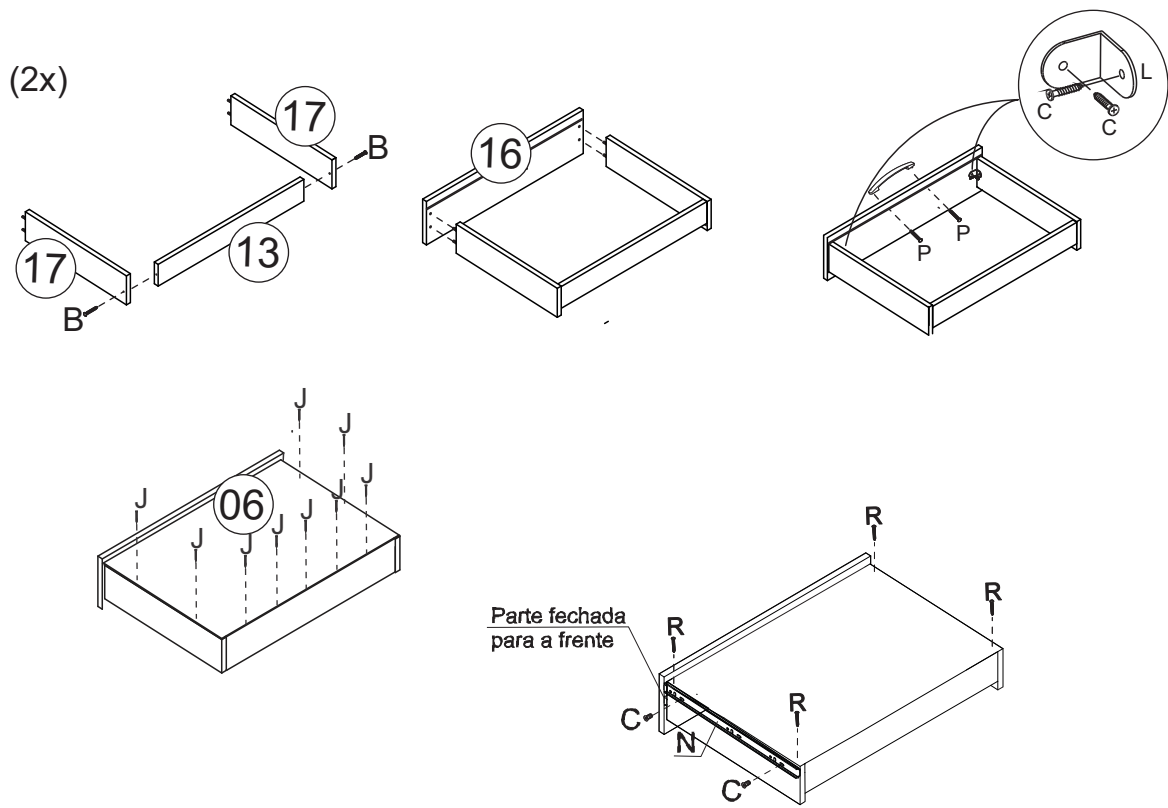


- *Usar o prego (J) e a junção (I) a cada 150mm
- *Usar el clavo (J) y la junta (I) cada 150mm
- *Use the nail (J) and the joint (I) every 150mm

06 Montagem/Montaje/Assembly



07 → Montagem/Montaje/Assembly



08 → Montagem/Montaje/Assembly

