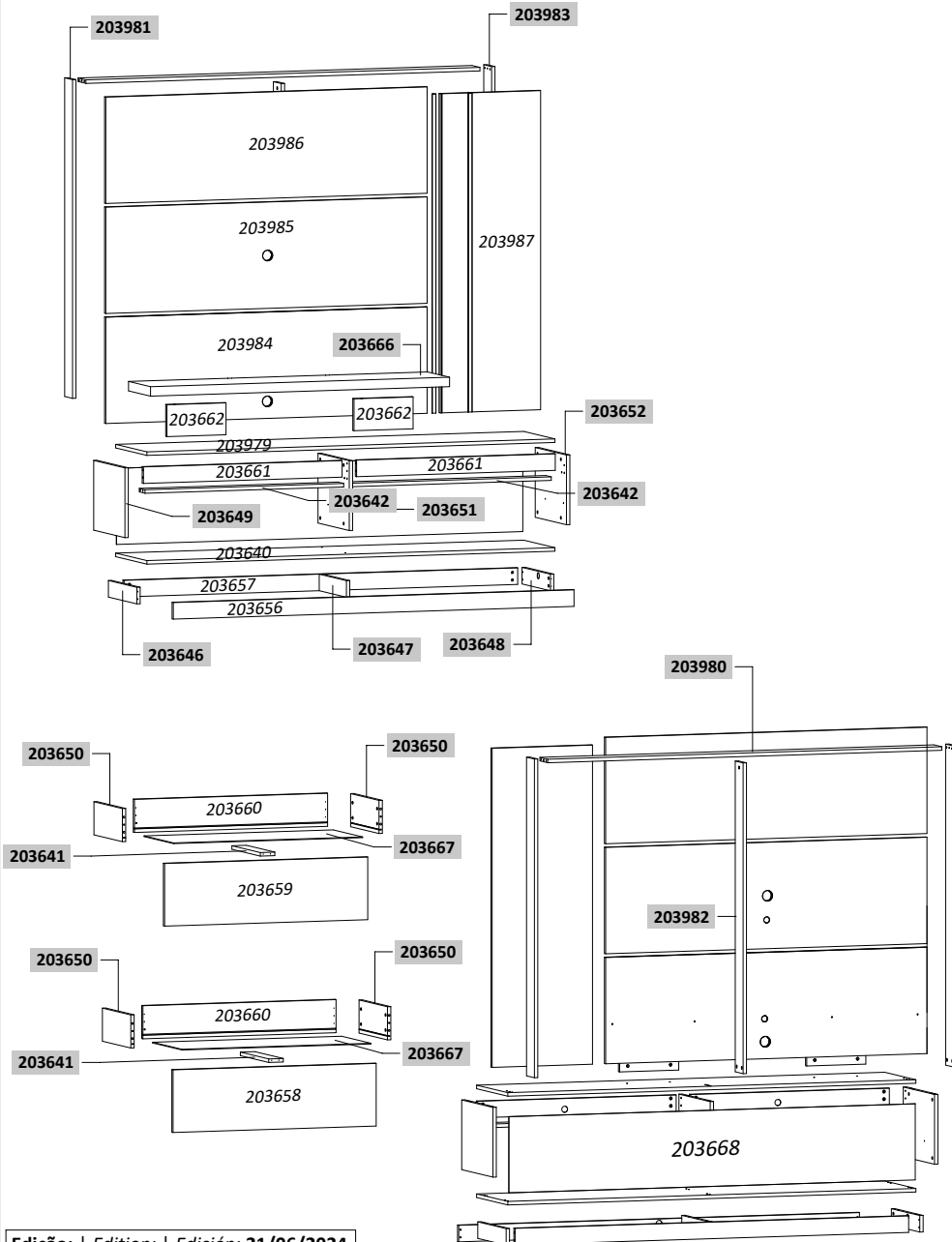


CÓDIGO DE PEÇAS | CODE OF PIECES | CÓDIGO DE PIEZAS




INSTRUÇÕES DE MONTAGEM | ASSEMBLY INSTRUCTIONS | INSTRUCCIONES DE MONTAJE

- Prepare a montagem do móvel próximo ao local que ele ficará definitivamente e evite deslocá-lo depois de montado;
 - Forre o chão com papelão ou similar e utilize a isomanta que vem entre as peças para evitar o contato entre elas durante a montagem;
 - Monte o móvel obedecendo a ordem numérica da **sequência de montagem (S.M)**, identificando as peças pelo **código de peça (C.P.)** carimbado na mesma, de acordo com a tabela.
- Prepare the assembly of the close piece of furniture to the place that it will be definitively and avoid to move after done. Will be definitively and avoid to move after done;*
- Cover the ground with cardboard or similar and use the isomanta that it comes among the pieces to avoid the contact among them during the assembly;*
- Set up the piece of furniture obeying the numeric order of the **assembly sequence (S.M.)**, identifying the pieces by **code of piece (C.P.)** stamped in the same, in agreement with the table.*
- Prepare la montaje del mobiliario proximo al lugar que estará definitivamente y evite mover después de hecho;
 - Tape la suelo con cartón o similar y use la "isomanta" que viene entre las piezas para evitar el contacto entre ellos durante la montaje;
 - Monte el mobiliario obedeciendo el orden numérico de la **sucesión de montaje (S.M.)**, identificando las piezas por el **código de piezas (C.P.)** de la misma estampado en esta, de acuerdo con la tabla .

Ferramentas necessárias para montagem (não fornecidas)
Tools required for assembly (not supplied)
Herramientas necesarias para el montaje (no suministradas)



Parafusadeira / Screwdriver / Destornillador




Chave de Fenda e Phillips



Martelo / Hammer / Martillo

Pessoas necessárias para montagem
People needed for assembly
Personas necesarias para el montaje



2 pessoas / people / personas

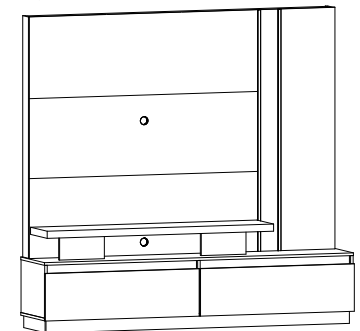
Tempo Montagem
Assembly time
Tiempo montaje



120 min

ASPECTO FINAL | FINAL ASPECT

Máx. TV
75"



→1,830 m ↑ 1,750 m ↯ 0,405 m
Dimensão do Produto:
Product dimensions:
Dimensiones del producto:

REF.:	CÓDIGO DA PEÇA PART CODE CÓDIGO DE PIEZA			DESCRIÇÃO DA PEÇA PART DESCRIPTION DESCRIPCIÓN DE PIEZA	MATÉRIA PRIMA FEEDSTOCK	DIMENSÕES DIMENSIONS DIMENSIONES	QUANT. AMOUNT CANTIDAD
	CALACATA OFF WHITE	CINAMOMO OFF WHITE	CUMARU OPALA				
01	203640.026	203640.037	203640.040	Base Base Base	MDP	1,830 x 0,385 x 0,015	1
02		203641.009		Trava de gaveta Drawer lock Cerradura del cajón	MDP	0,350 x 0,065 x 0,015	2
03	203642.026	203642.037	203642.040	Travessa gaveteiro Drawer tray Bandeja del cajón	MDP	0,891 x 0,070 x 0,015	2
04	203797.026	203979.037	203979.040	Tampo Top base Base superior	MDP	1,830 x 0,385 x 0,015	1
05		203980.009		Travessa superior Upper cross member Travesaño superior	MDP	1,777 x 0,097 x 0,015	1
06	203646.026	203646.037	203646.040	Rodapé lateral esquerdo Bottom left side view Vista lateral inf izq	MDP	0,350 x 0,070 x 0,015	1
07		203647.009		Rodapé central Lower center crossbar Travesaño central inferior	MDP	0,335 x 0,070 x 0,015	1
08	203648.026	203648.037	203648.040	Rodapé lateral direito Lower right side view Vista lateral inf derecha	MDP	0,350 x 0,070 x 0,015	1
09	203649.026	203649.037	203649.040	Lateral inferior esquerda Lower left side Lado inf izquierdo	MDP	0,384 x 0,295 x 0,015	1
10	203650.026	203650.037	203650.040	Lateral de gaveta Drawer side Lado del cajón	MDP	0,350 x 0,140 x 0,015	4
11	203651.026	203651.037	203651.040	Divisão inferior central Central lower div División cent inf	MDP	0,384 x 0,295 x 0,015	1
12	203652.026	203652.037	203652.040	Lateral inferior direita Lower right side Lado inf derecho	MDP	0,384 x 0,295 x 0,015	1
13	203981.033	203981.026	203981.039	Lateral superior esquerda Top left side Lado sup izquierdo	MDP	1,348 x 0,097 x 0,015	1
14		203982.009		Travessa tras painéis Rear panel cross member Travesaño panel tras	MDP	1,331 x 0,097 x 0,015	1
15	203983.033	203983.026	203983.039	Lateral superior direita Top right side Lado sup derecho	MDP	1,348 x 0,097 x 0,015	1
16	203656.026	203656.037	203656.040	Rodapé frontal Front footer Pie de página frontal	MDP	1,797 x 0,070 x 0,015	1
17		203657.009		Rodapé traseiro Back footer Pie página posterior	MDP	1,765 x 0,070 x 0,015	1
18	203658.026	203658.037	203658.040	Frente de gaveta esquerda Left drawer front Frente cajón izq	MDP	0,911 x 0,265 x 0,015	1
19	203659.026	203659.037	203659.040	Frente de gaveta direita Right drawer front Frente cajón der	MDP	0,911 x 0,265 x 0,015	1
20	203660.026	203660.037	203660.040	Contra fundo de gaveta Drawer back Fondo d cajón	MDP	0,865 x 0,139 x 0,015	2
21	203661.026	203661.037	203661.040	Vista gaveteiro View of the drawer Vista del cajón	MDP	0,891 x 0,070 x 0,015	2
22	203662.033	203662.037	203662.040	Apoio tampo TV TV top support Soporte sup tv	MDP	0,265 x 0,135 x 0,015	2
23	203984.033	203984.026	203984.039	Painel inferior esquerdo Bottom left panel Panel inf izquierd	MDP	1,360 x 0,450 x 0,015	1
24	203985.033	203685.026	203685.039	Painel central esquerdo Top left panel Panel sup izquierdo	MDP	1,360 x 0,450 x 0,015	1
25	203986.033	203986.026	203986.039	Painel superior esquerdo Top left panel Panel sup izquierdo	MDP	1,360 x 0,450 x 0,015	1
26	203987.033	203987.026	203987.039	Painel direito Right panel Panel derecho	MDP	1,350 x 0,450 x 0,015	1
27	203666.026	203666.037	203666.040	Tampo da TV TV top Parte superior de la televisión	MDP	1,341 x 0,271 x 0,040	1
28	203667.026	203667.037	203667.040	Fundo de gaveta Drawer bottom Fondo del cajón	MDF	0,848 x 0,362 x 0,003	2
29		203668.009		Fundo traseiro Back bottom Fondo trasero	MDF	1,822 x 0,322 x 0,003	1

LEGENDA DAS CORES | COLOR LEGEND | LEYENDA DE COLOR

009 - SEM PINTURA | UNPAINTED | SIN PINTAR

037 - CINAMOMO

026 - OFF WHITE

039 - CUMARU


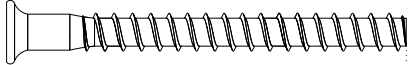

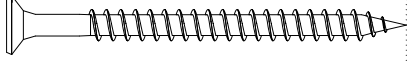

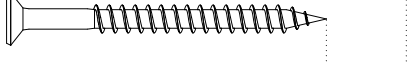


033 - CALACATA

040 - OPALA

ACESSÓRIOS | ACCESSORIES | ACCESORIOS

PARAFUSOS | Screw | Tornillo

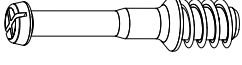
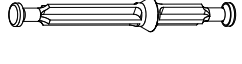




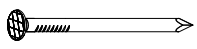




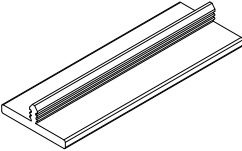
CÓDIGO | CODE

A			Parafuso Screw Tornillo 5,0x50 (Estrutural)	4x	102100045
B			Parafuso Screw Tornillo 4,0 x 50	4x	102100010
C			Parafuso Screw Tornillo 3,5x40	7x	102100012
D			Parafuso Screw Tornillo 3,5x14	146x	102100003

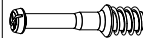

0 cm 1 2 3 4 5

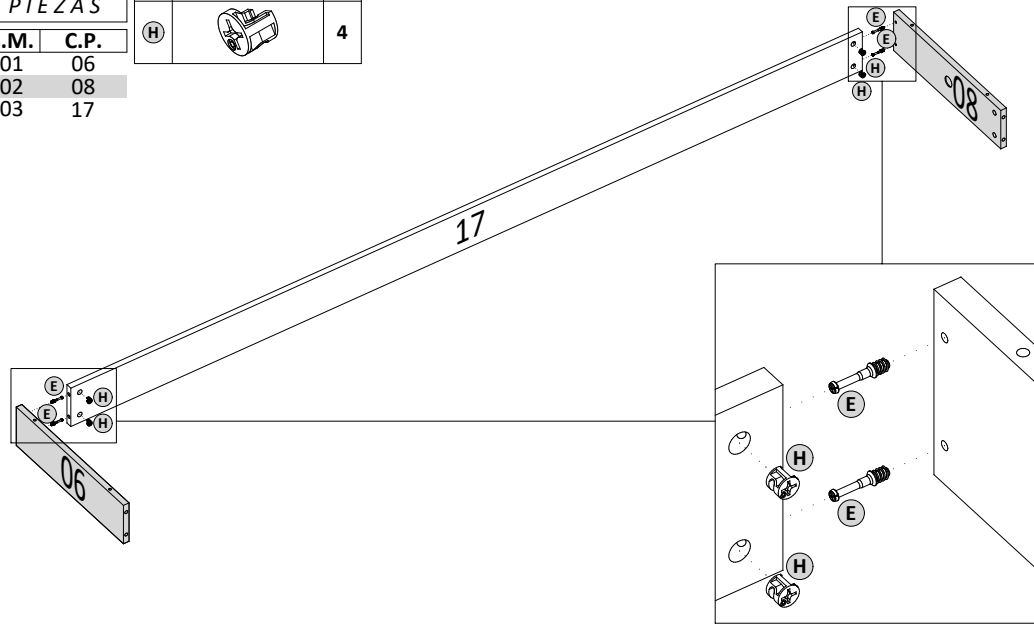
RELAÇÃO DE COR DOS ACESSÓRIOS COLOR RATIO OF ACCESSORIES RELACIÓN DE COLOR DE ACCESORIOS

LETRA LETTER	DESCRIÇÃO DESCRIPTION DESCRIPCIÓN	MATÉRIA PRIMA FEEDSTOCK	COR COLOR	QUANT. AMOUNT CANTIDAD			CÓDIGO CODE
				CALACATA OFF WHITE	CINAMOMO OFF WHITE	CUMARU OPALA	
S	 Tapa furo adesivo 18mm Adhesive hole cover 18mm Tapa agujero adhesivo 18mm	Plástico Plastic	Off White	16			102080216
			Calacata	8			102080259
			Cinamomo		24		102080286
			Opala			24	102080289
T	 Giz p/ correção Touch-up chalk Tiza correctora	Cera Wax	Off White	1	1		102140008
			Calacata				102140023
			Cinamomo		1		102140026
			Cumaru			1	102140025
P	 Mini sapata 15x15mm Feet pads 15x15mm Minizapato 15x15mm	Plástico Plastic	Off White	6			102060131
			Cinamomo		6		102060145
			Cumaru			6	102060148


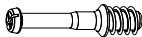



LETRA LETTER	DESCRIÇÃO DESCRIPTION DESCRIPCIÓN	MATÉRIA PRIMA FEEDSTOCK	QUANTIDADE AMOUNT CANTIDAD	CÓDIGO CODE
E	 Pino girofix 5,0x30mm Girofix pin 5,0x30mm Pino girofix 5,0x30mm	Metal	57	102050007
F	 Pino girofix haste dupla 62x8mm Girofix double stem 62x8mm Giro-fijo asta doble 62x8mm	Metal	2	102050008
G	 Cavilha 6x30mm Dowel 6x30mm Clavija 6x30mm	Madeira Wood Madera	52	102050001
H	 Castanha girofix 12x10mm Girofix chestnut 12x10mm Castaña girofix 12x10mm	Metal	61	102050006
i	 Chapa fixadora 50x13 Fixing plate 50x13 Placa fijadora 50x13	Metal	14	102050018
J	 Guia cabo 45x17mm Cable guide 45x17mm Guía de cable 45x17mm	Plástico Plastic	2	102060070
K	 Prego 10x10 Nail 10x10 Clavo 10x10	Metal	50	102100009
L	 Cantoneira 15x15mm Metal angle brackets 15x15mm Suporte angular 15x15mm	Metal	45	102050003
M	 Etiqueta resinada Resin label Etiqueta en resina	Plástico Plastic	1	102080013
N	 Corrediça telescópica Drawer slide Diapositivas del cajón	Metal	2	102010051
O	 Porca cilíndrica 9mm Cylindrical nut 9mm Tuerca cilíndrica 9mm	Plástico Plastic	4	102100013
Q	 Perfil T17 com RHS Dourado 1350mm T17 Profile with Golden RHS 1350mm Perfil T17 con RHS Dorado 1350mm	Plástico Plastic	2	102070646

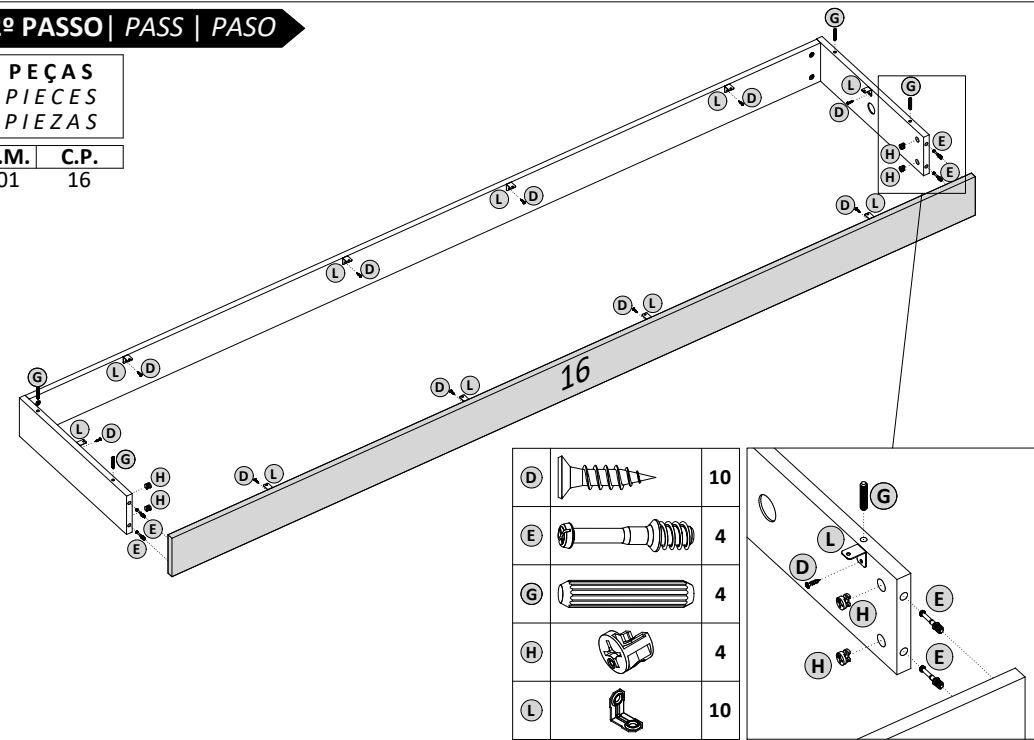
1º PASSO | PASS | PASO

PEÇAS PIECES PIEZAS		E		4
		H		4
S.M.	C.P.			
01	06			
02	08			
03	17			






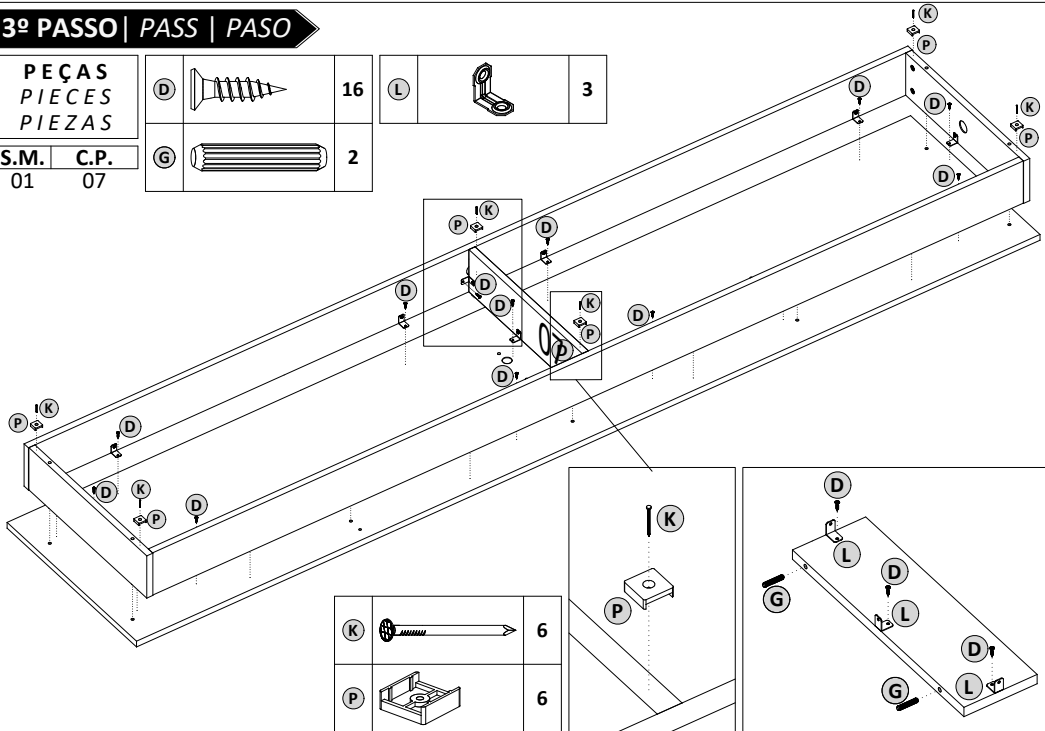
2º PASSO | PASS | PASO

PEÇAS PIECES PIEZAS		D		10
		E		4
		G		4
		H		4
		L		10
S.M.	C.P.			
01	16			



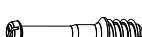






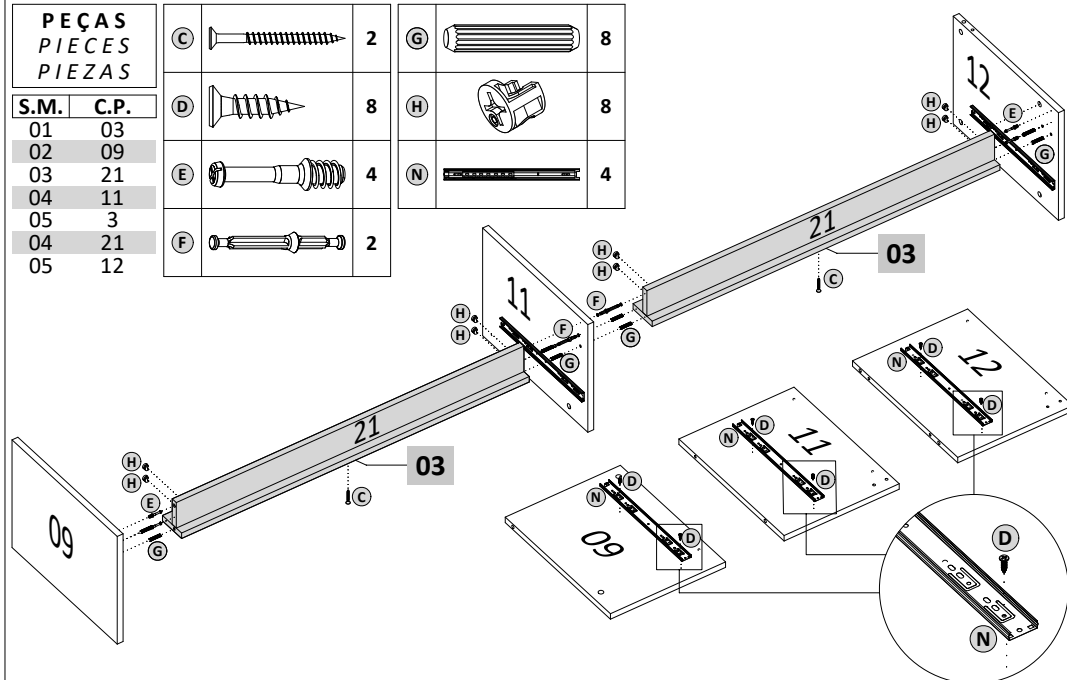
3º PASSO | PASS | PASO

PEÇAS PIECES PIEZAS		D		16
		L		3
		G		2
S.M.	C.P.			
01	07			

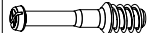




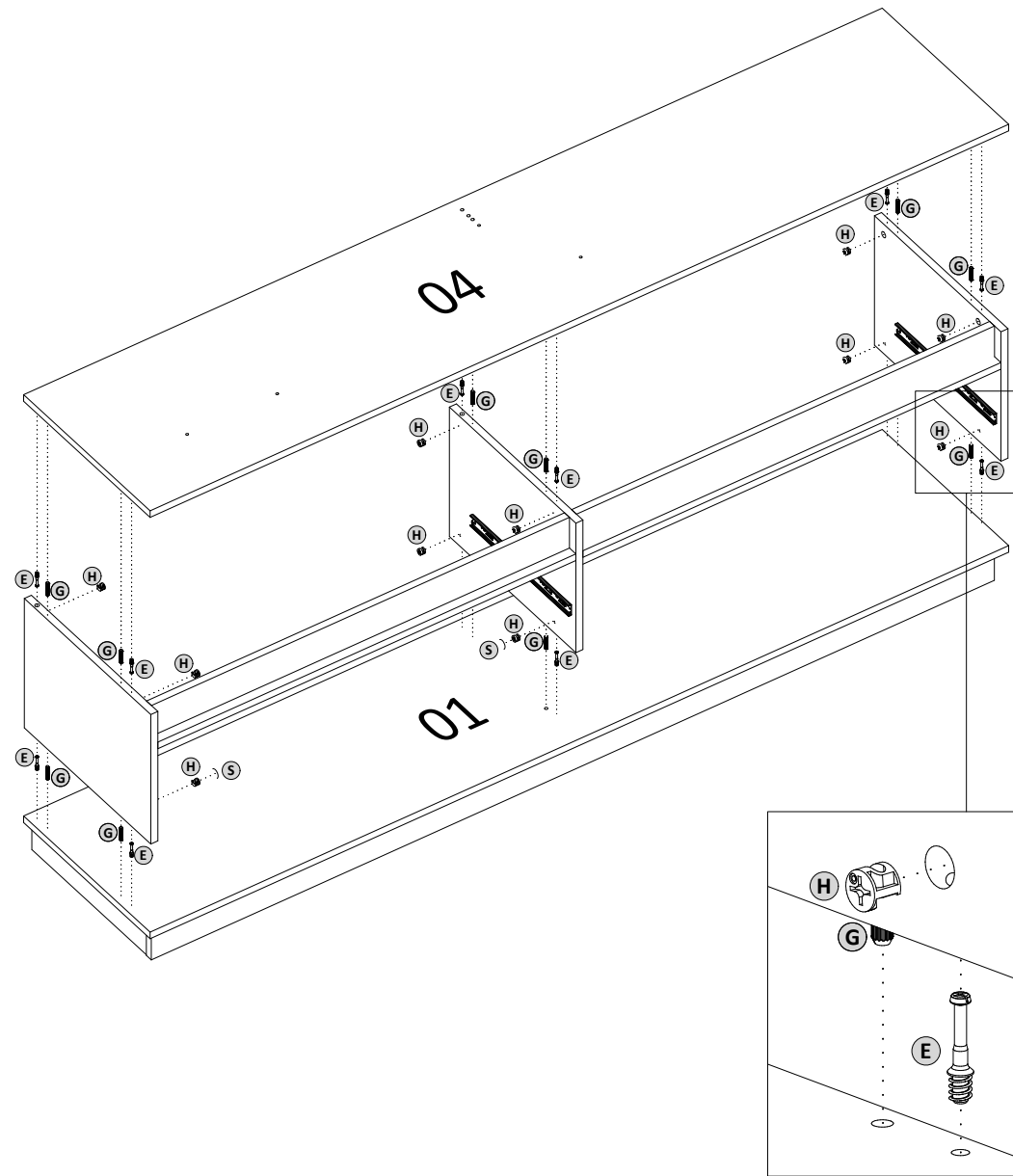
4º PASSO | PASS | PASO

PEÇAS PIECES PIEZAS		C		2
		D		8
		E		4
		F		2
		G		8
		H		8
		N		4
S.M.	C.P.			
01	03			
02	09			
03	21			
04	11			
05	3			
04	21			
05	12			



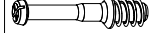






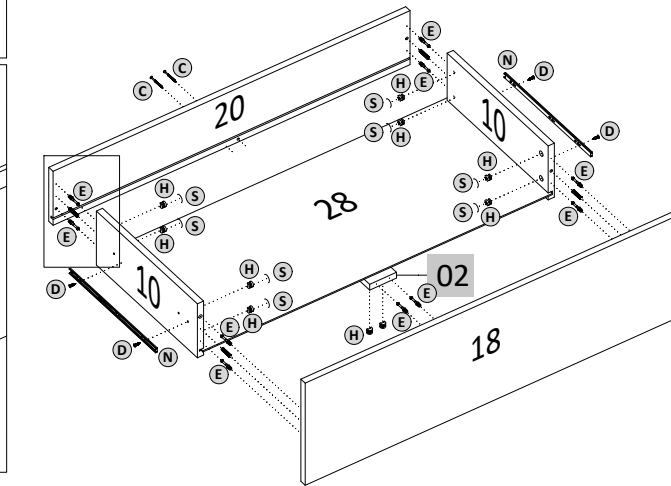
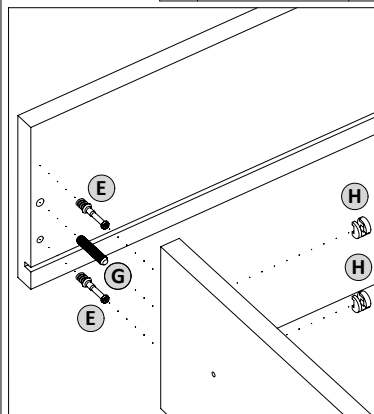
5º PASSO | PASS | PASO

PEÇAS PIECES PIEZAS		E	H
			
		12	12
S.M.	C.P.	G	
01	01		
02	04	12	



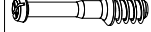


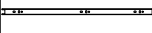



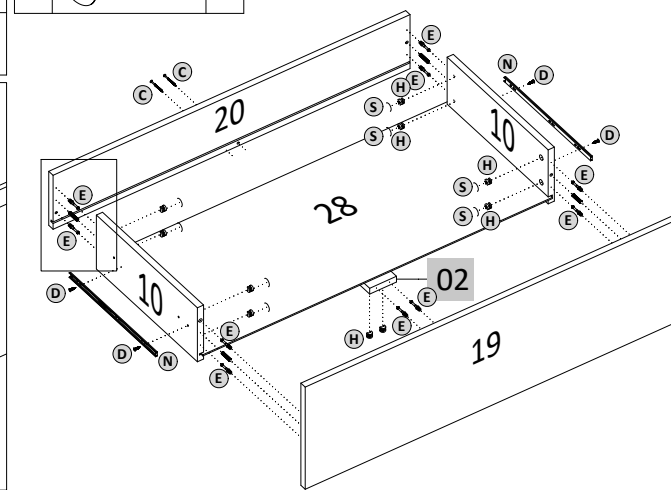
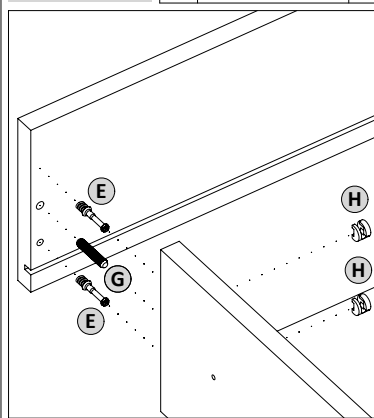
6º PASSO | PASS | PASO

PEÇAS PIECES PIEZAS		C	D	E	G	H	N	S
								
		2	4	10	4	10	2	8
S.M.	C.P.							
01	10							
02	20							
03	10							
04	02							
05	28							
06	18							



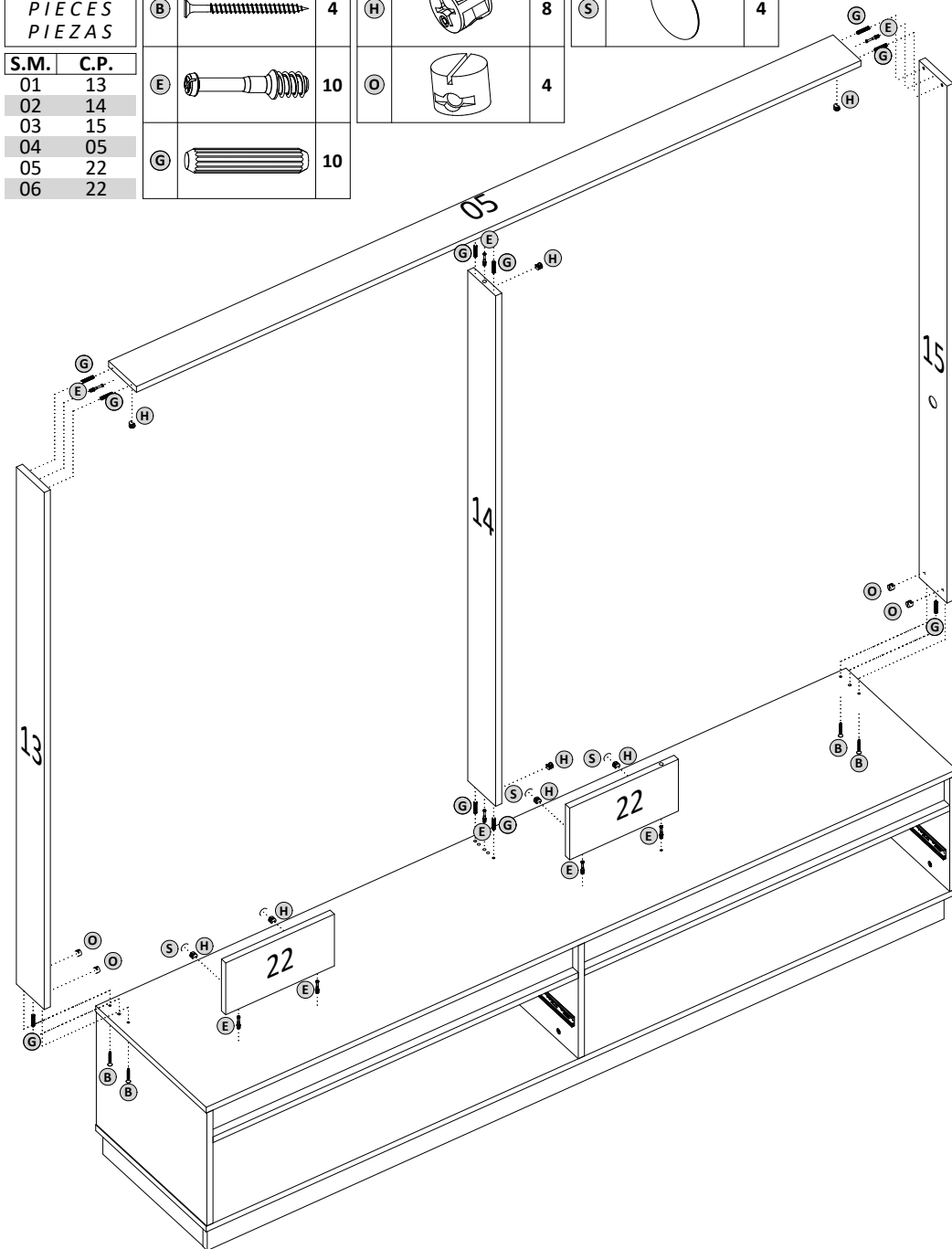
7º PASSO | PASS | PASO

PEÇAS PIECES PIEZAS		C	D	E	G	H	N	S
								
		2	4	10	4	10	2	8
S.M.	C.P.							
01	10							
02	20							
03	10							
04	02							
05	28							
06	19							



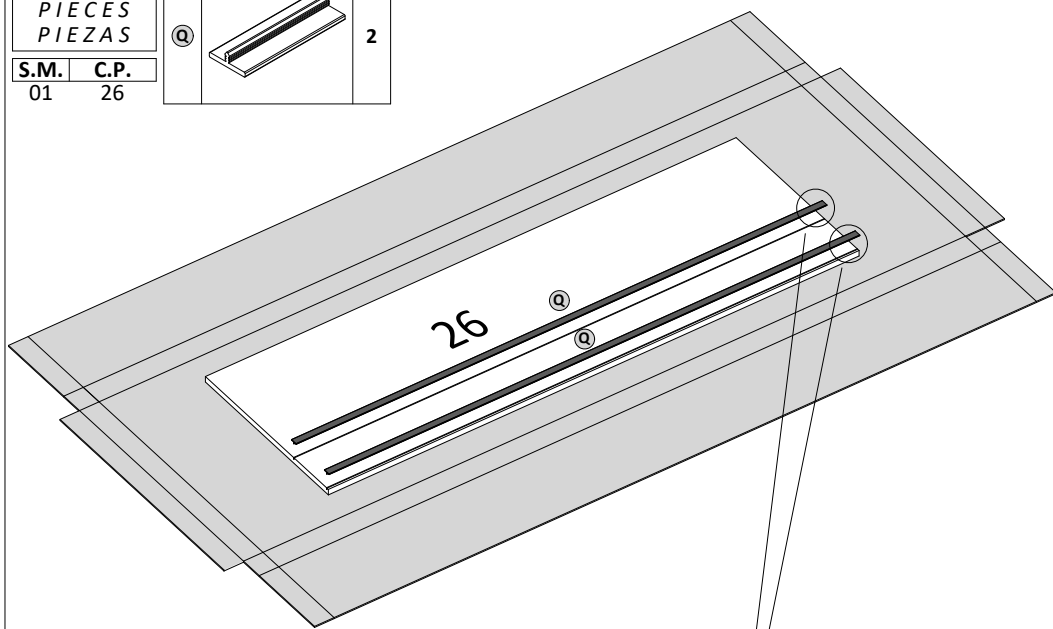
8º PASSO | PASS | PASO

PEÇAS PIECES PIEZAS								
B		4	H		8	S		4
E		10	O		4			
G		10						
S.M.	C.P.							
01	13							
02	14							
03	15							
04	05							
05	22							
06	22							



9º PASSO | PASS | PASO

PEÇAS PIECES PIEZAS			
Q		2	
S.M.	C.P.		
01	26		



Forre o chão com o papelão da embalagem, em seguida coloque o painel N°26 sobre o mesmo e fixe os **PERFIL T17** utilizando **martelo de borracha**.

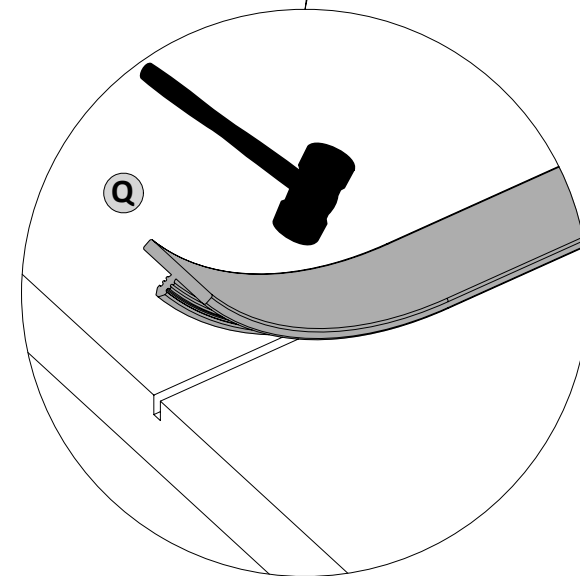
OBS: "Se possível utilize uma proteção macia em cima dos **TRILHOS T17** para evitar eventuais riscos".

Cover the floor with the packaging cardboard, then place panel N°26 on it and fix the T17 PROFILES using a rubber hammer.

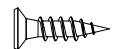
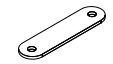

NOTE: "If possible, use a soft protection on top of the T17 RAILS to avoid possible risks".

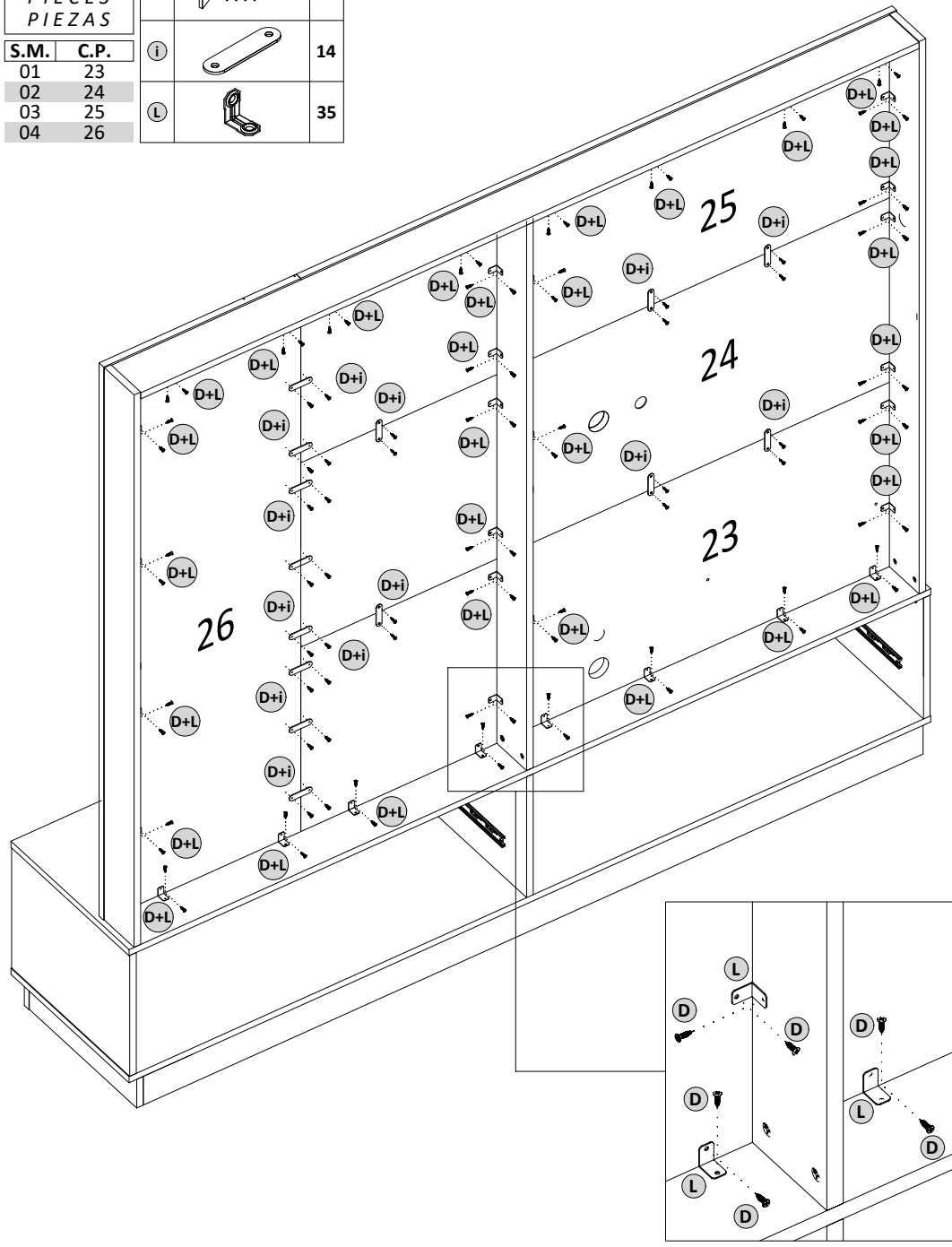
Cubrir el piso con el cartón de embalaje, luego colocar sobre él el panel N°26 y fijar los PERFILES T17 con un martillo de goma.

NOTA: "Si es posible, utilice una protección blanda encima de los RAILS T17 para evitar posibles riesgos".

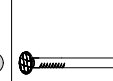


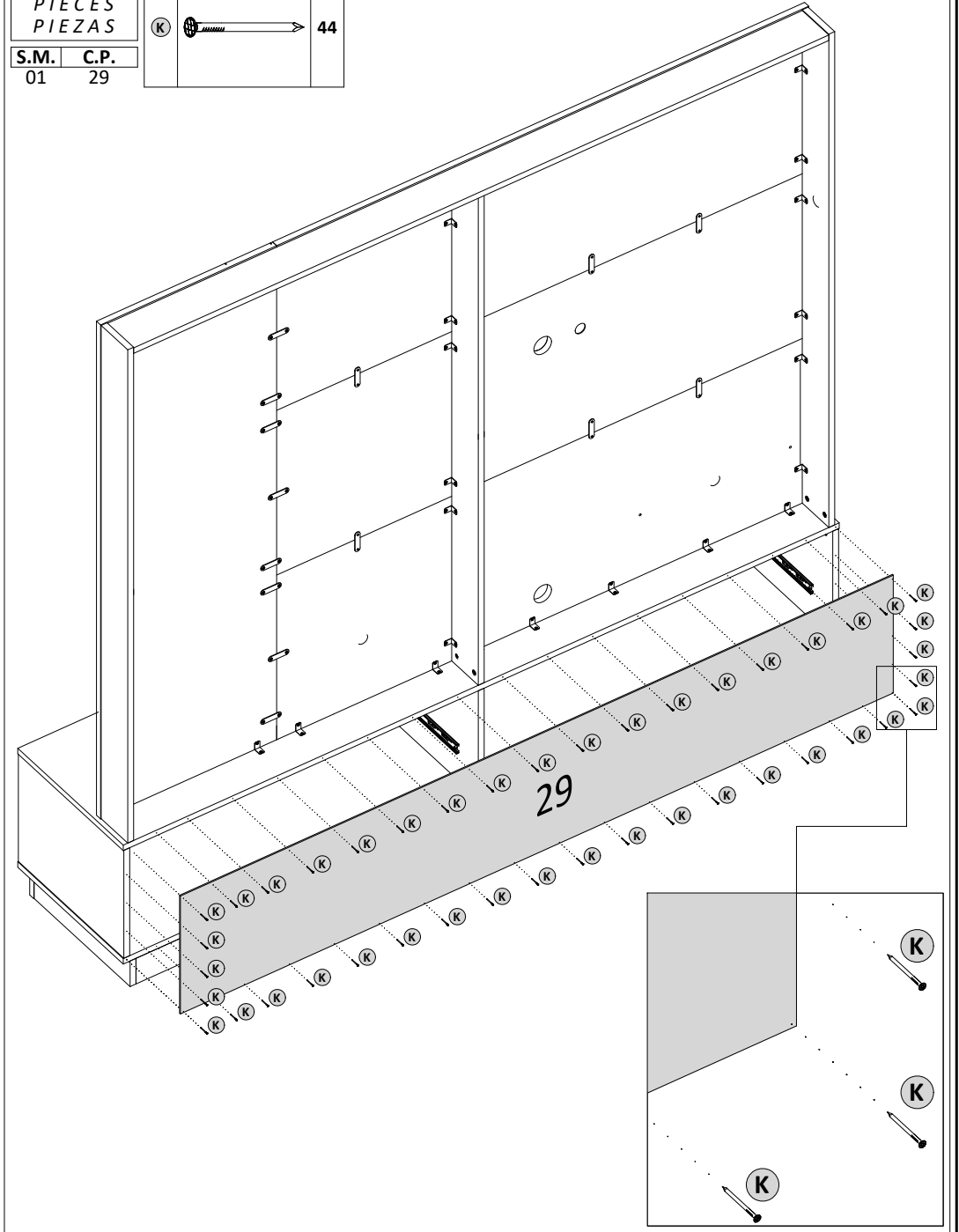
10º PASSO | PASS | PASO

PEÇAS PIECES PIEZAS				
	D		100	
	i		14	
S.M.	C.P.			
01	23			
02	24			
03	25			
04	26	L	35	

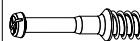





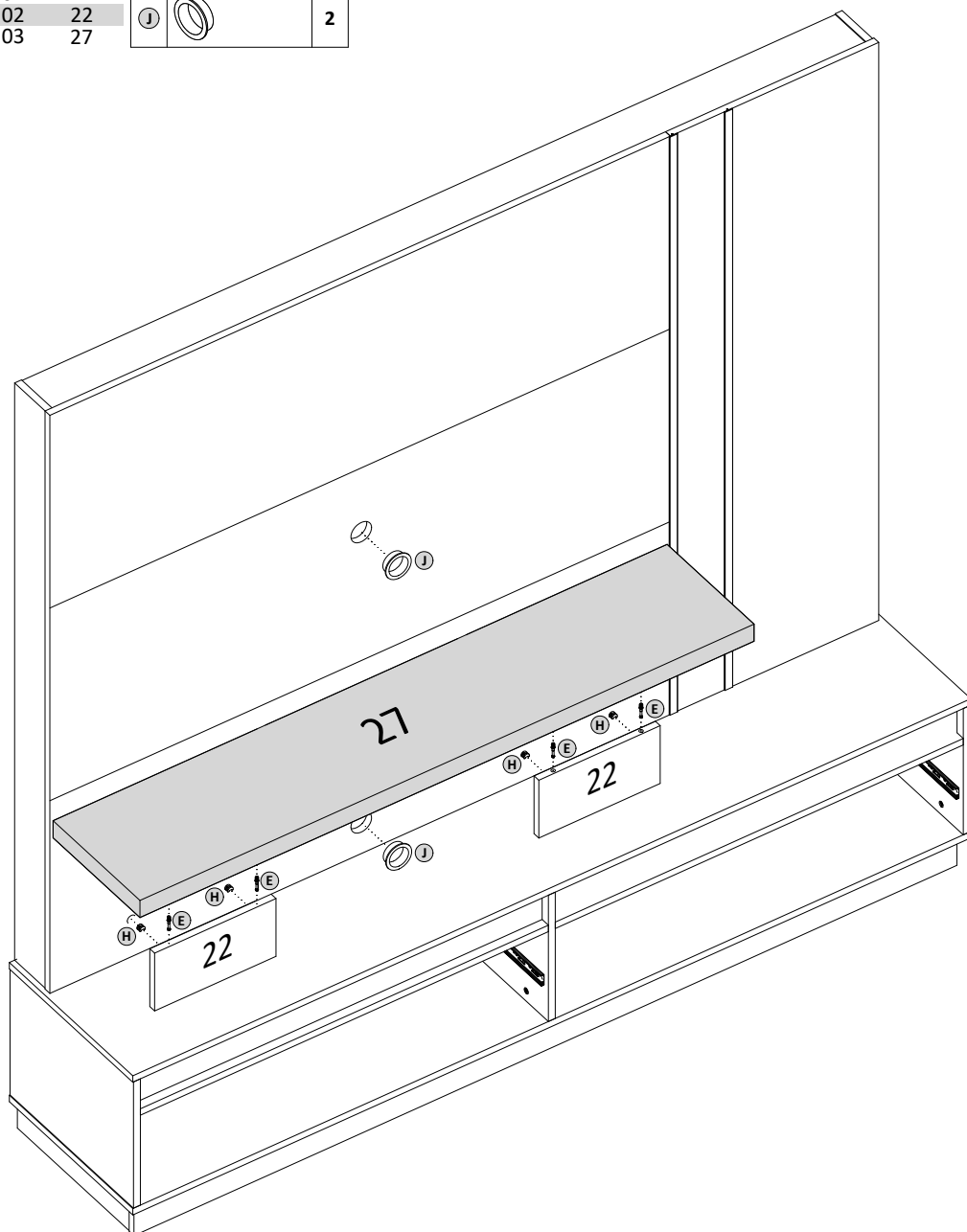
11º PASSO | PASS | PASO

PEÇAS PIECES PIEZAS			
	K		44
S.M.	C.P.		
01	29		





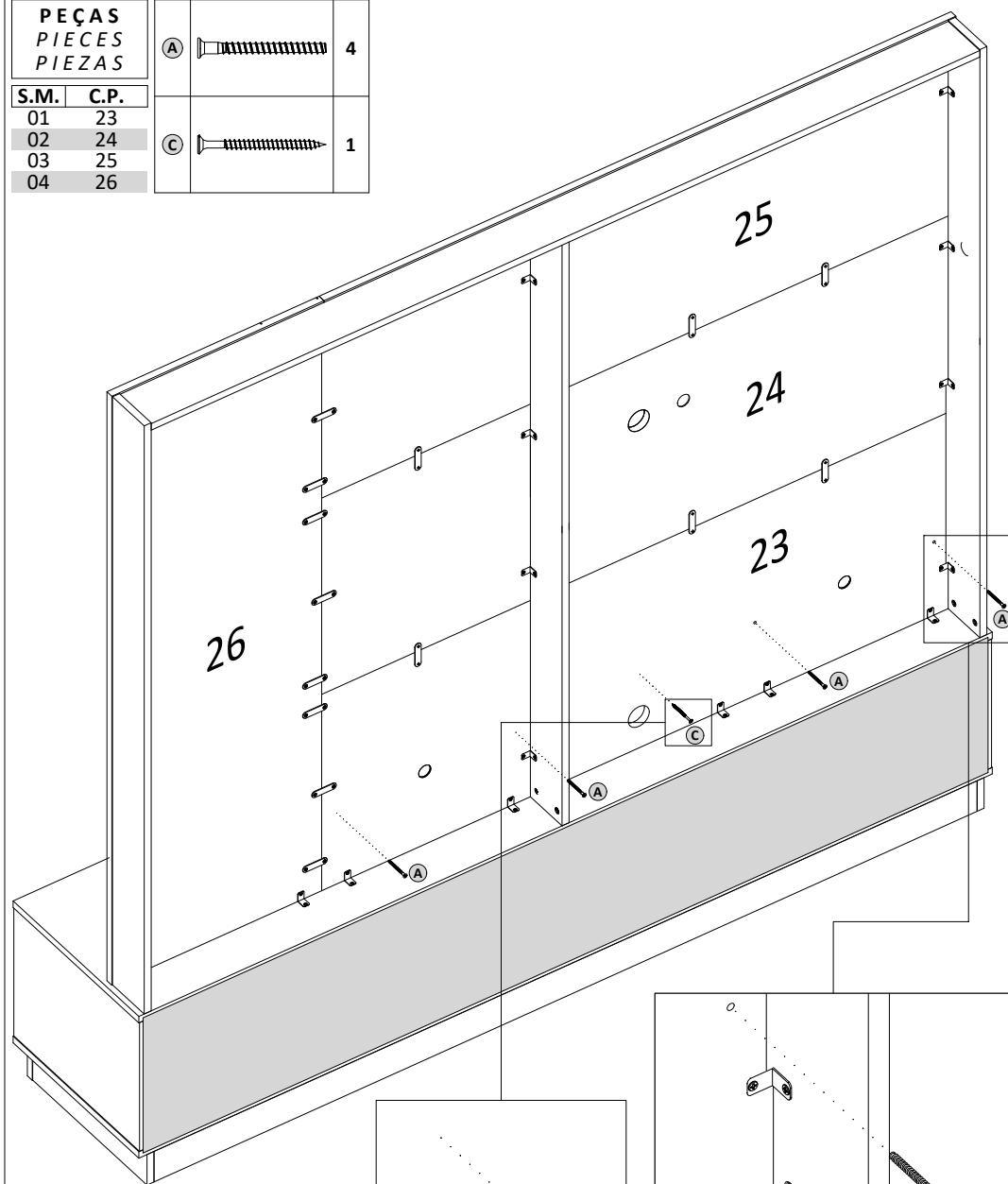
12º PASSO | PASS | PASO

PEÇAS PIECES PIEZAS		E	H	J	S
					
		4	4	2	4
S.M.	C.P.				
01	22				
02	22				
03	27				

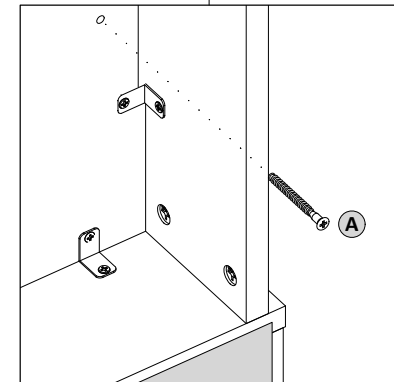
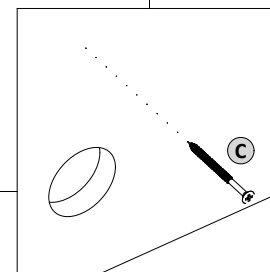


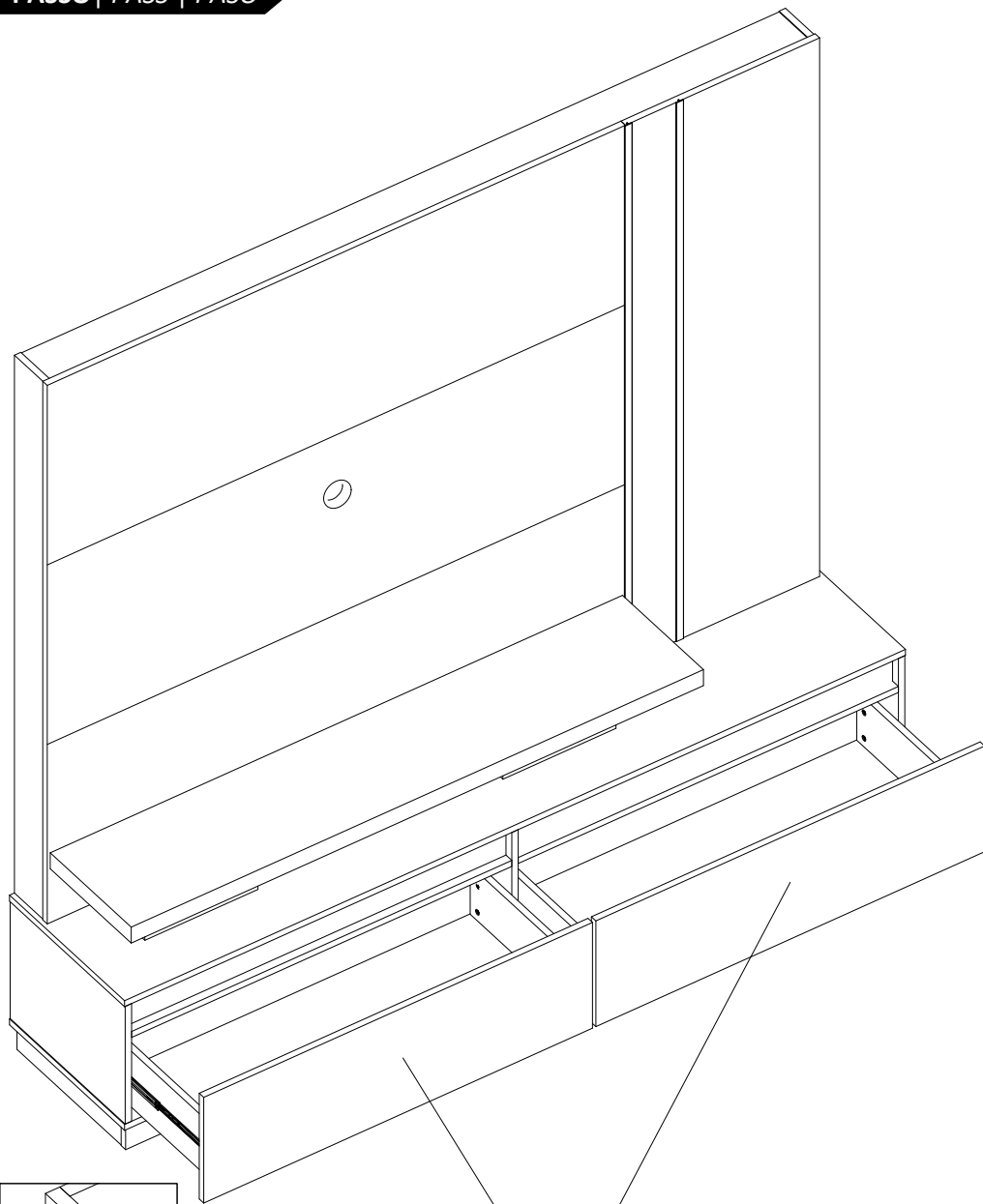
13º PASSO | PASS | PASO

PEÇAS PIECES PIEZAS		A	C
			
		4	1
S.M.	C.P.		
01	23		
02	24		
03	25		
04	26		



ATENÇÃO!!!
ATTENTION!!! | ATENCIÓN!!!
Parafuso | Screw | Tornillo 3,5 x 40

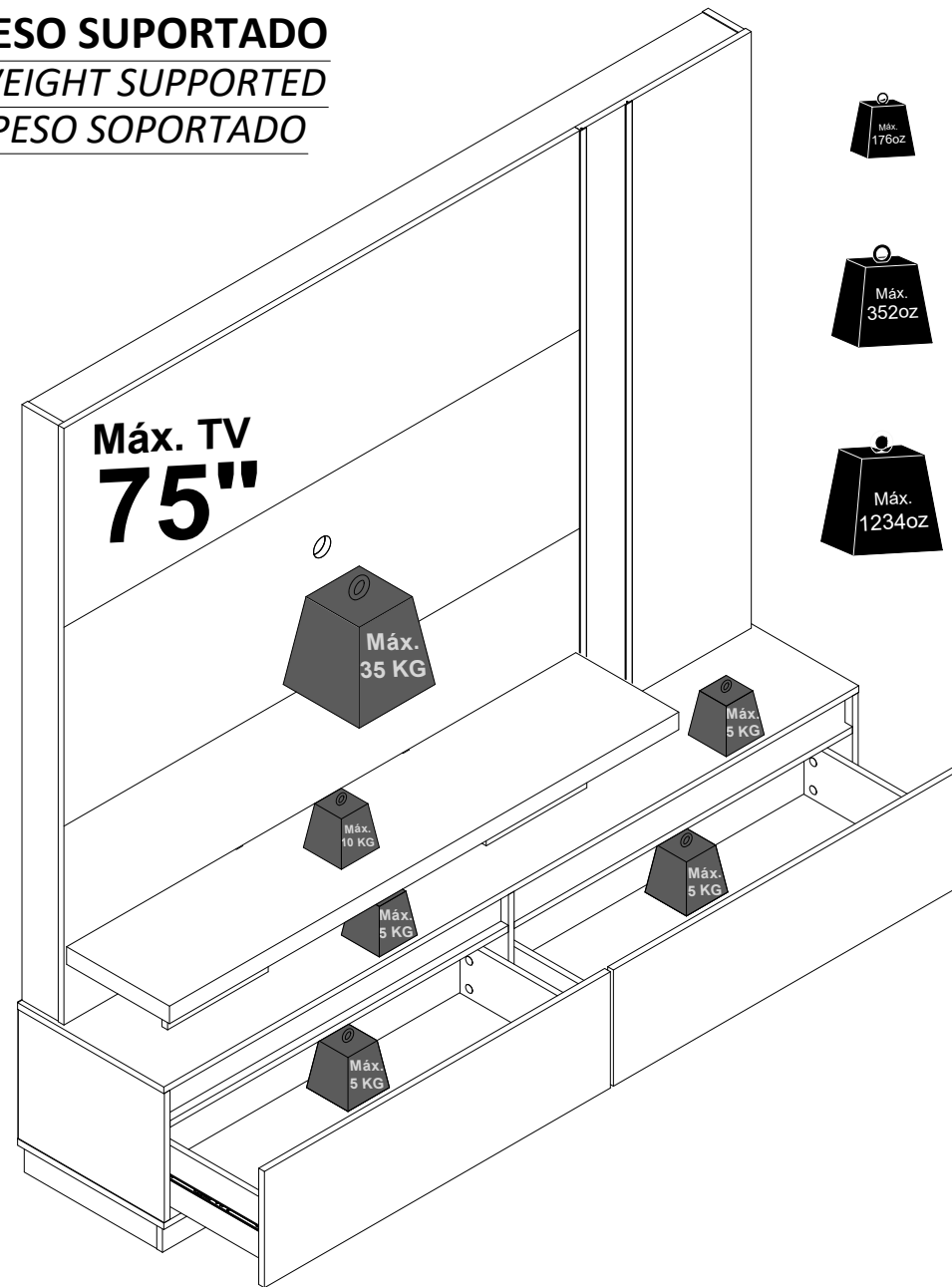




Encaixe as gavetas no produto

Fit the drawers into the product | Colocar los cajones en los producto.

PESO SUPORTADO
WEIGHT SUPPORTED
PESO SOPORTADO



CUIDADOS ESPECIAIS | SPECIAL CARES | CUIDADOS ESPECIALES:

LIMPEZA: Pano limpo umedecido em água e sabão neutro - **BRILHO:** Franela seca

CLEANING: Clean cloth humidified in water and neutral soap - **SHINE:** Dry flannel

LIMPIEZA: Tela limpia humedecida en la agua y el jabón neutro - **BRILLO:** Franela seca