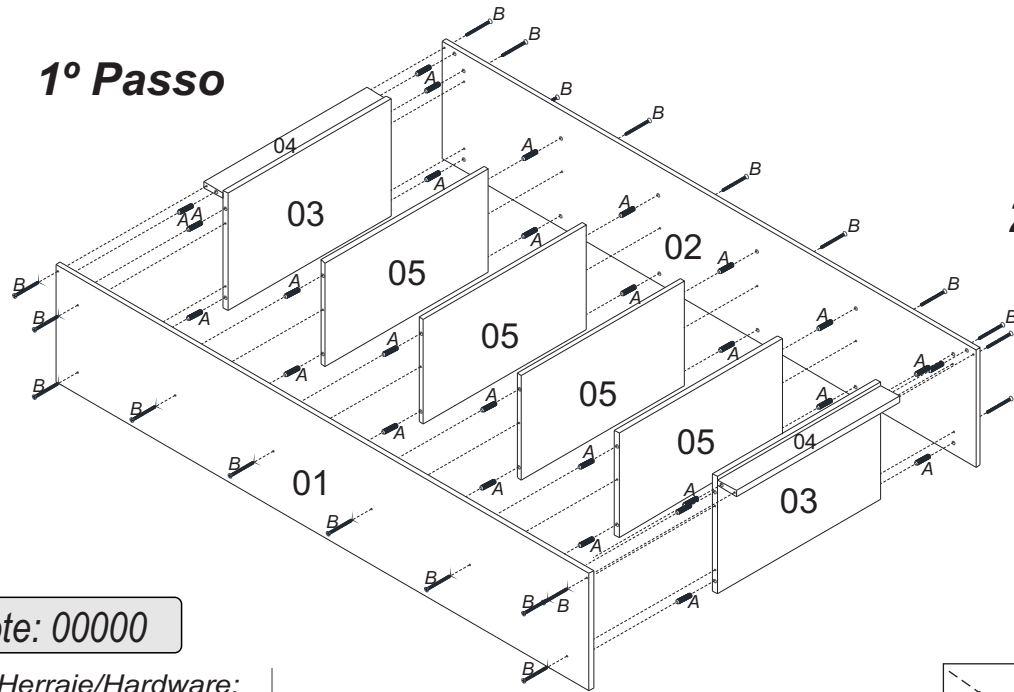


1º Passo



Lote: 00000

Ferragens/Herraje/Hardware:

Qtd	Letra	Descrição	Imagem	Qtd
330	A	Cavilhas 6 x 30 Wood Peg		28
0289	B	Parafuso 3,5 x 40 Tornillo Screw		20
0438	C	Cantoneira Esquina Cantoneira		04
0283	D	Parafuso 3,5 x 12 c/c Tornillo Screw		08
0477	E	Cola Pegamento Glue		01
0308	G	Sapata U 15 x 15		04
0296	H	Taxa 10 x 7 Clavo 10 x 7 Nail 10 x 7		70
0279	I	Fixador de Garra Costa		12

DIMENSÕES PEÇAS PRONTAS


01-Lateral Esquerda	01-1770 X 337 X 15
02-Lateral Direita	02-1770 X 337 X 15
03-Tampos (2x)	03-541 X 336 X 15
04-Rodapés (2x)	04-541 X 65 X 15
05-Prateleiras (4x)	05-541 X 299 X 15
06-Costas (5x)	06-557 X 325 X 3

DIMENSIONES DE LAS PEZAS PRONTAS

01-Lateral Izquierda	01-1770 X 337 X 15
02-Lateral Derecha	02-1770 X 337 X 15
03-Tapa (2x)	03-541 X 336 X 15
04-Zócalos (2x)	04-541 X 65 X 15
05-Estantes (4x)	05-541 X 299 X 15
06-Dorsos (5x)	06-557 X 325 X 3

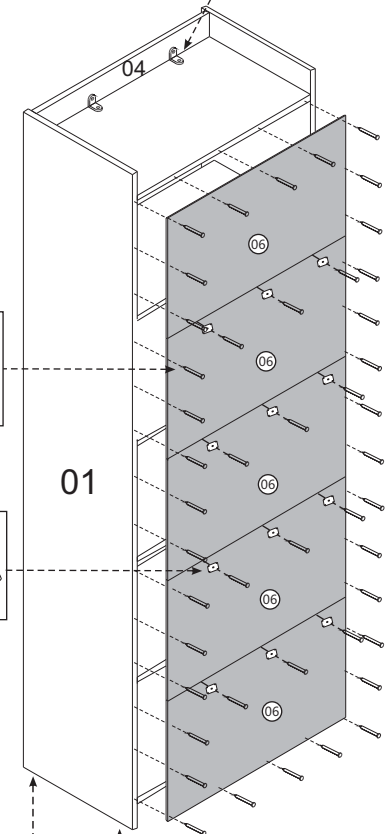
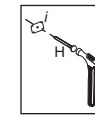
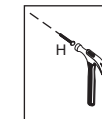
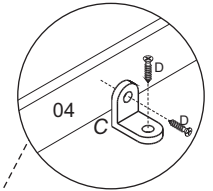
DIMENSIONS READY MADE PARTS

01-Left Side	01-1770 X 337 X 15
02-Right Side	02-1770 X 337 X 15
03-Top (2x)	03-541 X 336 X 15
04-Base Board (2x)	04-541 X 65 X 15
05-Shelf (4x)	05-541 X 299 X 15
06-Back Panel (5x)	06-557 X 325 X 3



Fazer o mesmo
no rodapé inferior

2º Passo



Fazer o mesmo
na Lateral 01

