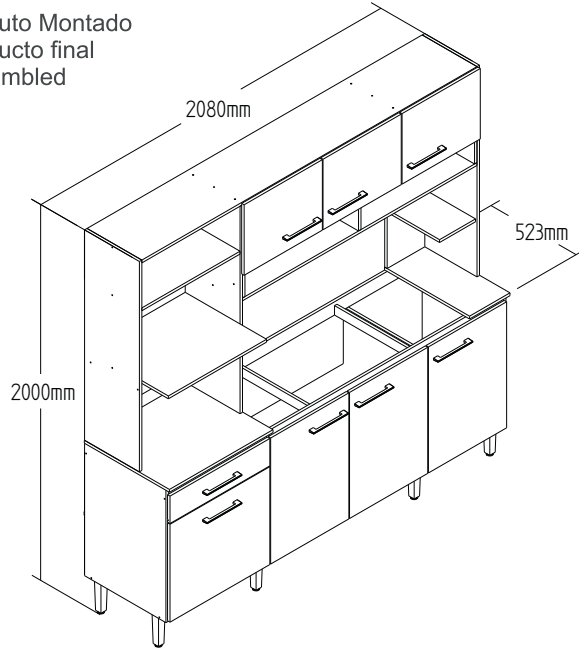


CO1516 - COZINHA

Manual de Montagem
Assembly Instructions
Instrucción de Montaje

decibal

Produto Montado
Producto final
Assembled



01°

P1
06 UN

CR
01 UN

C2
04 UNI

02°

M3
04 UNI

B
04 UNI

C2
15 UNI

C2
04 UNI

03°

C2
04 UNI

P8
09 UNI

PE

04°

C3
02 UNI

M3
02 UNI

P7
02 UNI

05°

P6
03 UN

P32
03 UN

Ct1
03 UN

P7
13 UNI

P16

Ct1
3 Uni

P32

04/03

39/34

CO1516 - COZINHA

Manual de Montagem
 Assembly Instructions
 Instrucción de Montaje

decibal

06°

B 06 UNI C2 30 UNI

07°

C2 03 UNI

08°

P7 02 UNI

09°

P7 01 UNI

10°

P7 12 UNI

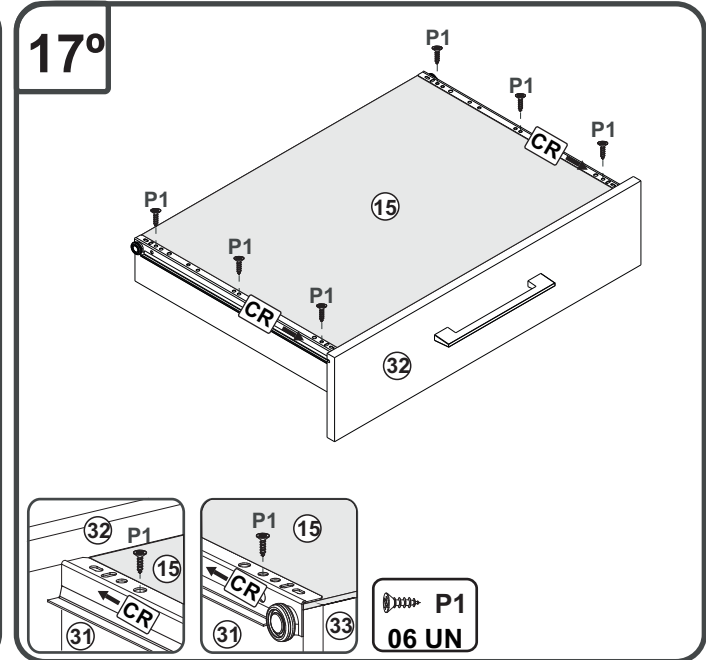
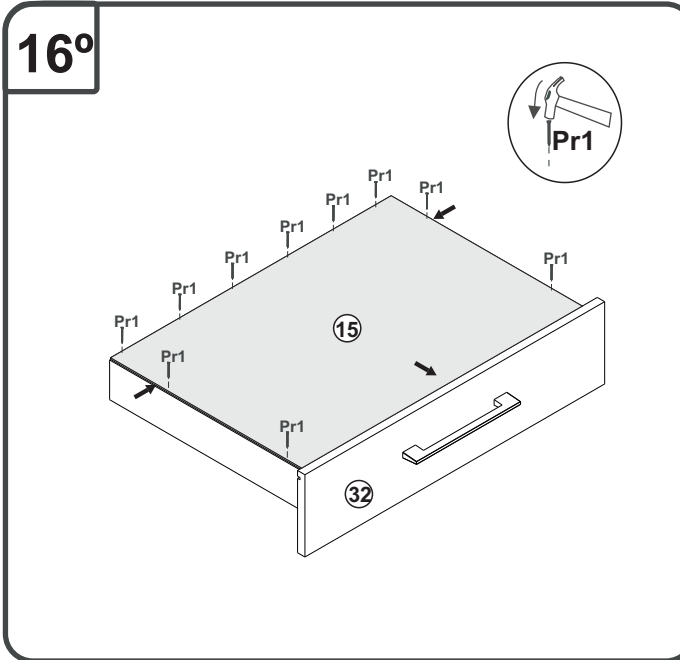
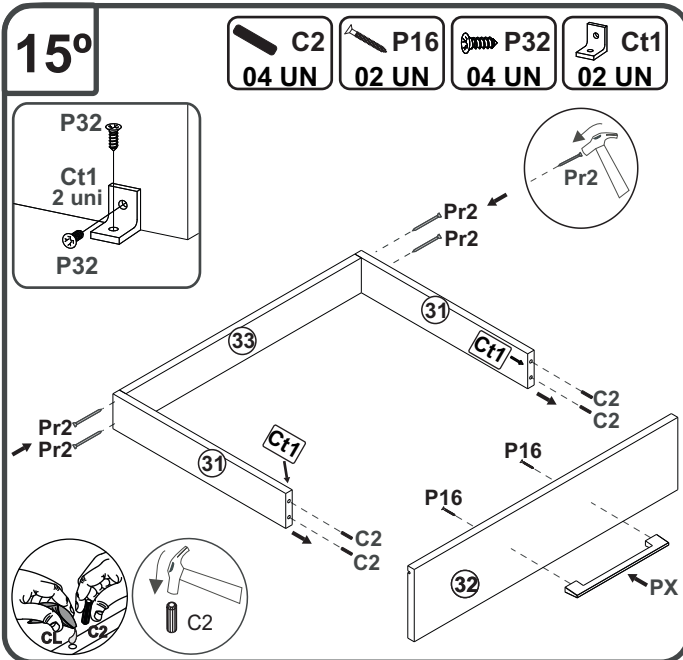
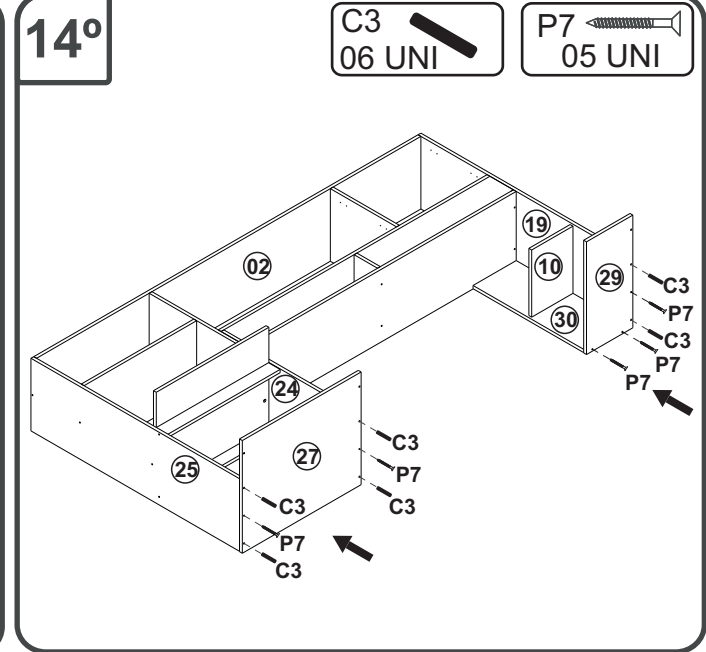
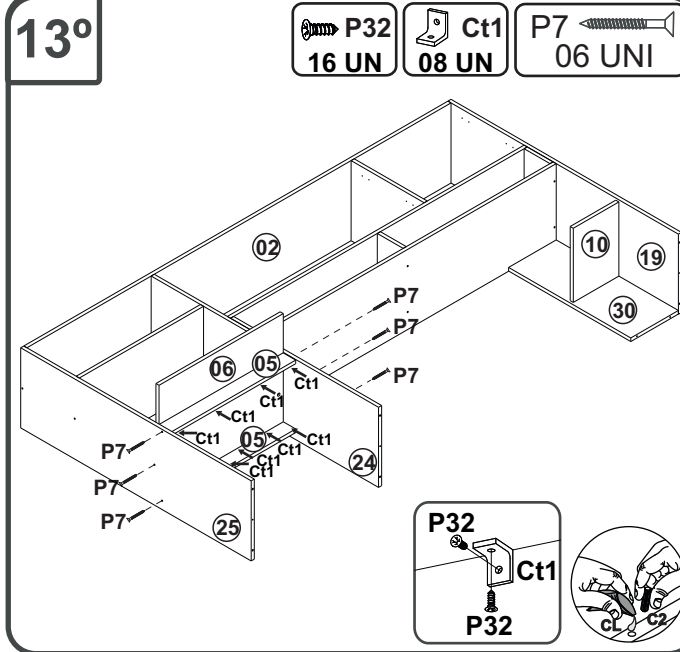
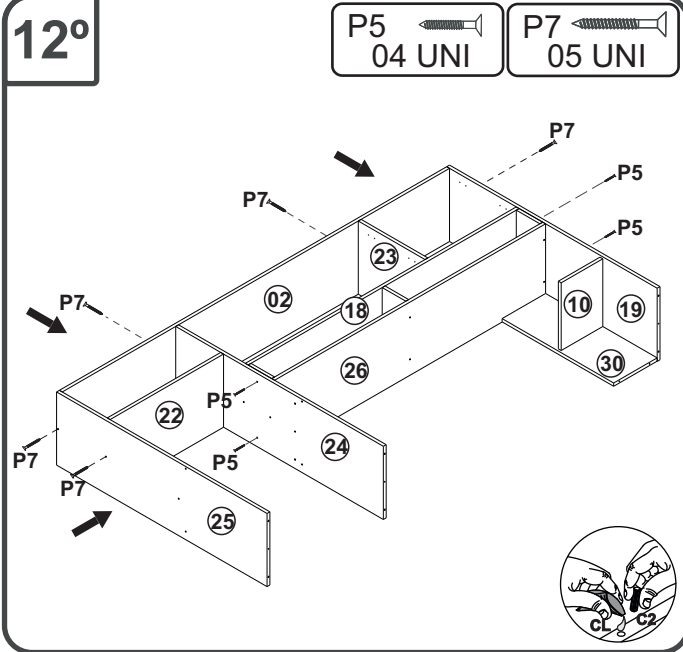
11°

P6 04 UNI P7 06 UNI

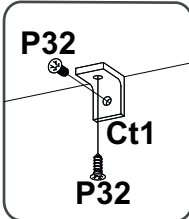
CO1516 - COZINHA

Manual de Montagem
Assembly Instructions
Instrucción de Montaje

decibal



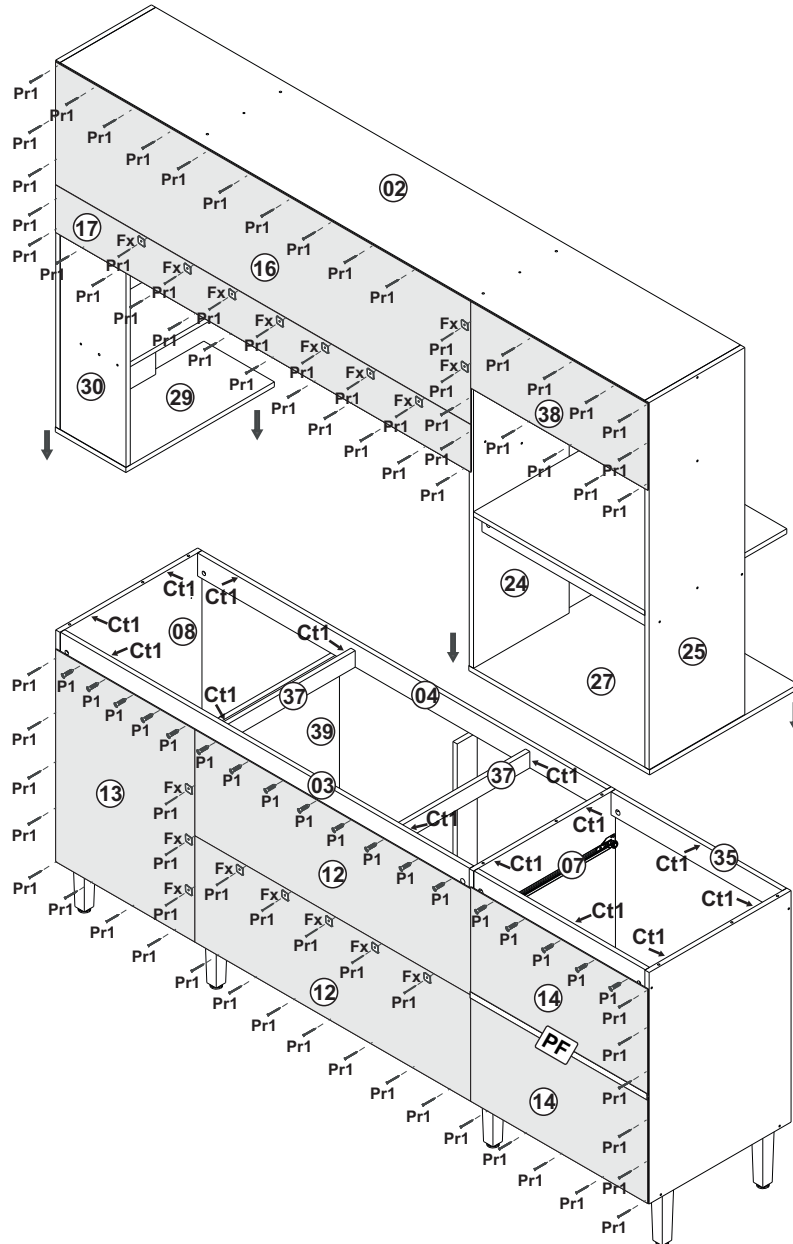
18° COSTA/REVÉS/BACK



P1
18 UN

Ct1
14 UN

P32
28 UN

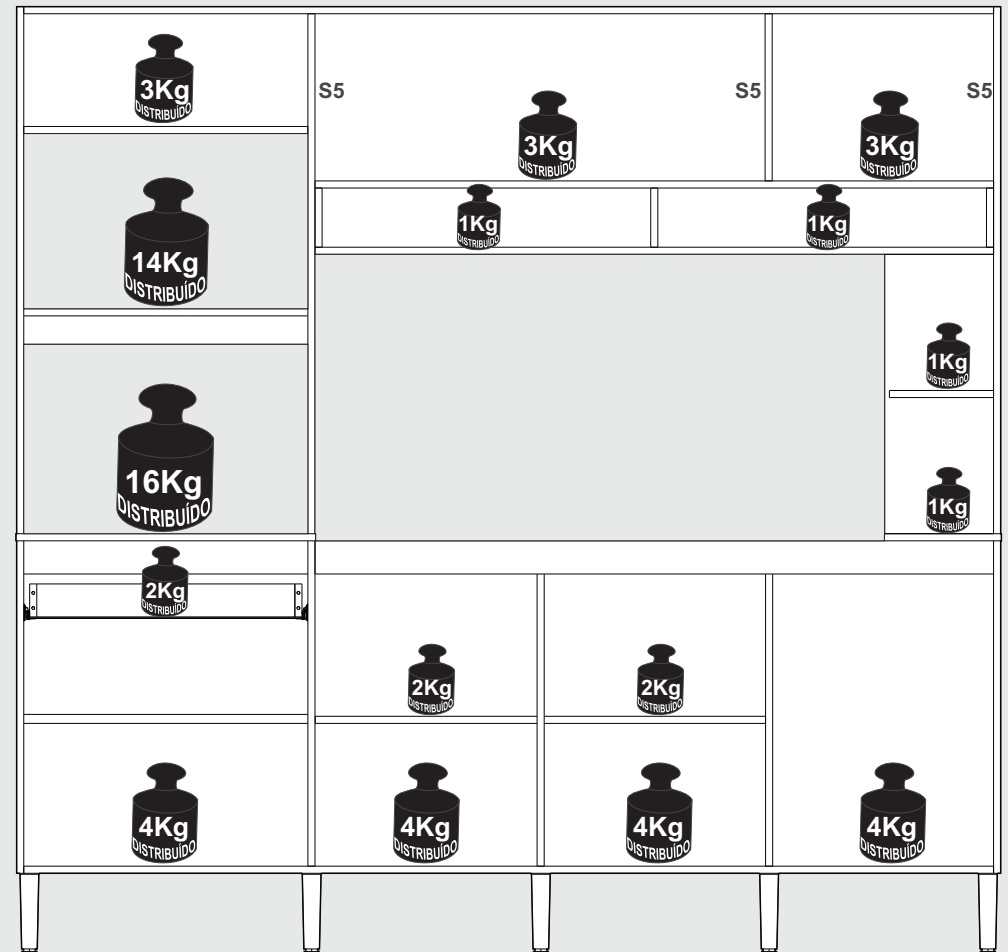
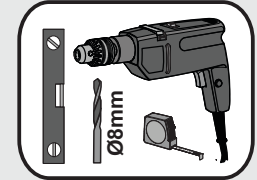
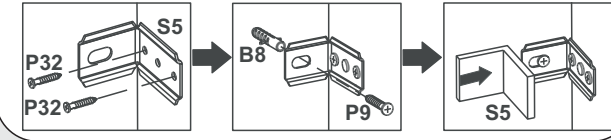


19°



***PESO SUPORTADO.**
***PESO SOPORTADO.**
***WEIGHT SUPPORTED.**

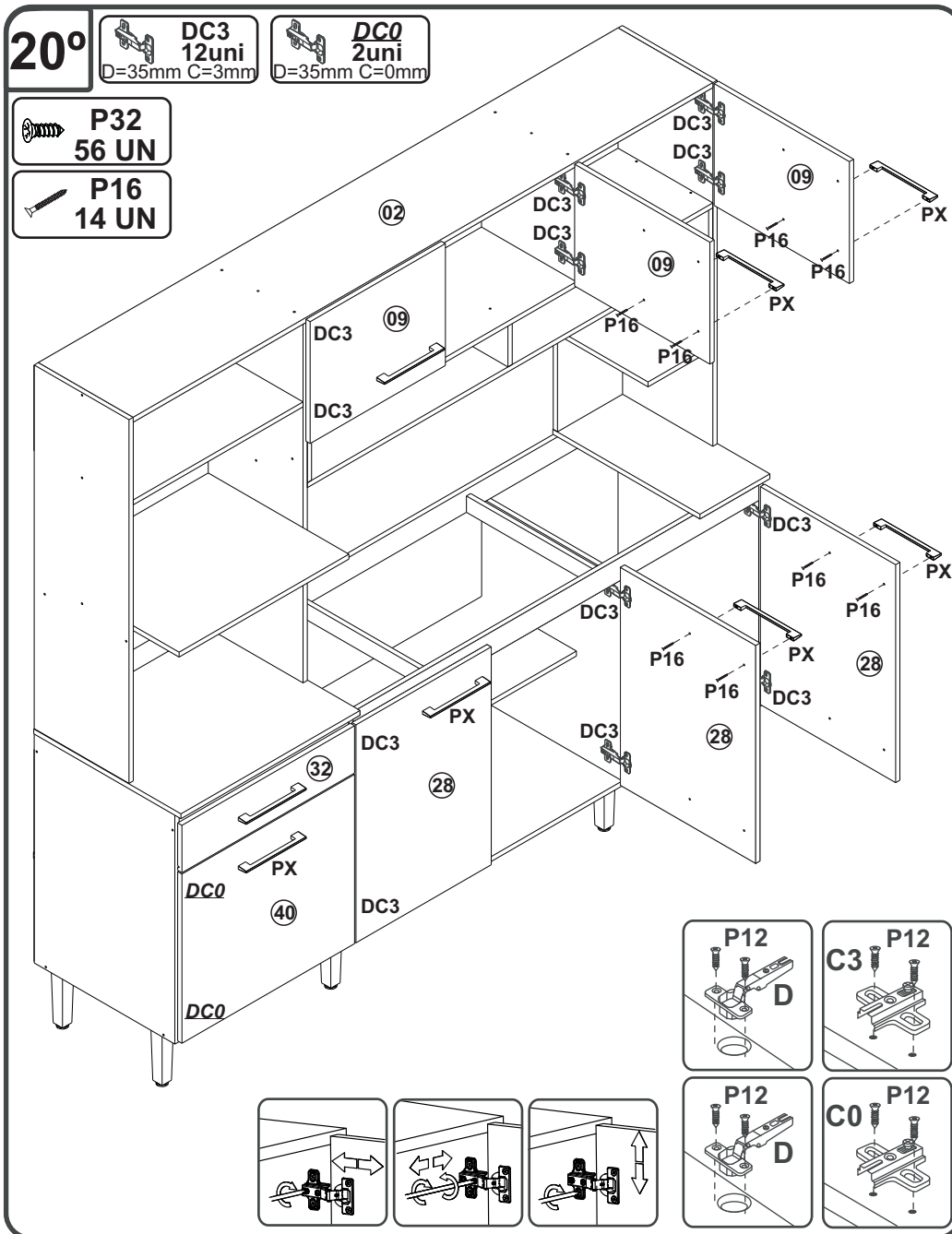
FIXAÇÃO NA PAREDE/ FIJACIÓN EN LA PARED/ FIXING ON THE WALL



CO1516 - COZINHA

Manual de Montagem
Assembly Instructions
Instrucción de Montaje



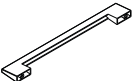

decibal



Escala (1:1) Ferragens/ Herrajes/ Hardware

LEGENDA	DESCRIÇÃO/DESCRIPCIÓN/DESCRIPTION	CÓDIGO	QUANT.
P6	 PARAFUSO/TORNILLO/SCREW 4X35	02032	04
M3	 PARAFUSO/TORNILLO/SCREW MINIFIX TAMBOR/BOLT MINIFIX (HASTE DUPLA) (60MM/2 TAMBOR LARG 15MM/ALT 12MM)	01326	02
P5	 PARAFUSO/TORNILLO/SCREW 4X25	01317	04
P32	 PARAFUSO/TORNILLO/SCREW 4X14	12412	116

Escala (N/A)















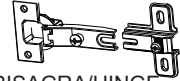

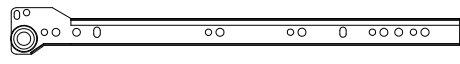



LEGENDA	DESCRIÇÃO/DESCRIPCIÓN/DESCRIPTION	CÓDIGO	QUANT.
B8	 BUCHA/BUJE/BUCHING	01311	03
S5	 SUPORTE AÉREO/APOYO AÉREO/AIR SUPPORT	03828	03
PX	 PUXADOR/PEGADOR /HANDLE LONDON 192 MM GOLD	12968	08
BT	 BATENTE/BATIENTE DE SILICONA/SILICONE STOP 8MM	02921	16



CO1516 - COZINHA

Manual de Montagem
Assembly Instructions
Instrucción de Montaje

decibal

Escala (1:1)				Escala (N/A)			
LEGENDA	DESCRIÇÃO/DESCRIPCIÓN/DESCRIPTION	CÓDIGO	QUANT.	LEGENDA	DESCRIÇÃO/DESCRIPCIÓN/DESCRIPTION	CÓDIGO	QUANT.
P1	 PARAFUSO/TORNILLO/SCREW 3,5X12	01328	30	CL	 COLA/PEGAMENTO/GLUE	01213	01
P7	 PARAFUSO/TORNILLO/SCREW 4X45	01318	52	ET	 ETIQUETA LOGO DECIBAL/LABEL DECIBAL	01312	01
P8	 PARAFUSO/TORNILLO/SCREW 5X45	01320	09	FX	 FIXADOR COSTA/FIJADOR FONDO/FIXER COAST	01331	36
P9	 PARAFUSO/TORNILLO/SCREW 6X50	03827	03	Ct1	 CANTONEIRA/PIEZA L/SHEET	03077	27
				AD	 ADESIVO/ADHESIVO/ADHESIVE	15mm	31
PR1	 PREGO/CLAVO/NAIL 10X10	01330	140	PE	 PÉ/PATA/FOOT (170MM)	12003 Champagne	09
PR2	 PREGO/CLAVO/NAIL 13X15	01329	04	DC3	 DOBRADIÇA/BISAGRA/HINGE D=35mm C= 3mm	03488	12
C2	 CAVILHA/TARUGO/DOWEL 6X30 MM	01211	62		DC0	 DOBRADIÇA/BISAGRA/HINGE D=35mm C=0mm	09449
C3	 CAVILHA/TARUGO/DOWEL 6X50 MM	01212	08	CR	 CORREDICA/CORREDERA/METALIC SLIDE LARG	11534 400 mm	01
B	 BUCHA/BUJE/BUCHING	02734	10	PF	 PERFIL/PROFILE/PERFIL 620 MM	Bege/Preto 12977	01
P16	 PARAFUSO/TORNILLO/SCREW 3,5X25	09955	19				

Medida em mm



Relação de Peças/ Relación de Piezas/Parts List

N°	CÓDIGO/CODE	DESCRIÇÃO/DESCRIPCIÓN/DESCRIPTION	QTD/CANT	VOL.	
1	0569204	BASE INF	2048X497X15MM	1	1
2	0569219	BASE SUP	2048X335X15MM	1	1
3	0569210	TRAVESSA TRS PIA/TRAVIESSA/TRVERSE	1433X70X15MM	1	1
4	0569209	TRAVESSA FRT PIA/TRAVIESSA/TRVERSE	1433X70X15MM	1	1
5	0569223	TRAVESSA TAMPO MICRO/TRAVIESSA/TRVERSE	600X60X15MM	2	1
6	0569222	TAMPO MICRO/TAPA/TOP	600X497X15MM	1	1
7	0569212	DIVISORIA INF ESQ/DIVIDER	687X497X15MM	1	1
8	0569208	LATERAL DIR INF/LATERAL/SIDE	702X497X15MM	1	1
9	0569227	PORTA SUP/PUERTA/DOOR	478X373X15MM	3	1
10	0569243	PRATELEIRA/ESTANTE/SHELF	220X310X15MM	1	1
11	0569207	LATERAL ESQ INF/LATERAL/SIDE	702X497X15MM	1	1
12	0569234	COSTA INF MAIOR/REVÉS/BACK	966X322X2,8MM	2	1
13	0569248	COSTA INF DIR/REVÉS/BACK	644X487X2,8MM	1	1
14	0569233	COSTA INF ESQ/REVÉS/BACK	620X322X2,8MM	2	1
15	0569232	FUNDO GAV/FONDO CAJÓN/DRAWER BOTTOM	571X405X2,8MM	1	1
16	0569249	COSTA SUP MAIOR/REVÉS/BACK	1454X372X2,8MM	1	1
17	0569238	COSTA NICH/REVÉS/BACK	1454X144X2,8MM	1	1
18	0569225	BASE SUP NICH	1433X335X15MM	1	2
19	0569220	LATERAL DIR SUP/LATERAL/SIDE	1113X335X15MM	1	2
20	0569215	PRATELEIRA INF/ESTANTE/SHELF	951X335X15MM	1	2
21	0569229	DIVISORIA NICH/DIVIDER	335X125X15MM	3	2
22	0569224	BASE SUP MENOR	600X335X15MM	1	2
23	0569228	DIVISORIA AEREO/DIVIDER	353X335X15MM	1	2
24	0569221	DIVISORIA SUP MAIOR	1098X335X15MM	1	2
25	0569218	LATERAL ESQ SUP/LATERAL/SIDE	1113X335X15MM	1	2
26	0569226	BASE NICH	1433X335X15MM	1	2
27	0569216	TAMPO ESQ/TAPA/TOP	633X520X15MM	1	3
28	0569211	PORTA INF MAIOR/PUERTA/DOOR	667X478X15MM	3	3
29	0569217	TAMPO DIR/TAPA/TOP	247X520X15MM	1	3
30	0569242	FUNDO PRATELEIRA/FONDO ESTANTE/SHELF BOTTOM	590X230X15MM	1	3
31	0569230	LATERAL GAVETA/LATERAL CAJÓN/DRAWER SIDE	400X70X15MM	2	3

Relação de Peças/ Relación de Piezas/Parts List

N°	CÓDIGO/CODE	DESCRIÇÃO/DESCRIPCIÓN/DESCRIPTION	QTD/CANT	VOL.	
32	0569206	FRENTE GAVETA/FRENTE CAJÓN/ DRAWER FRONT	610X145X15MM	1	3
33	0569231	BATENTE/REVÉS CAJÓN/DRAWER BACK	545X70X15MM	1	3
34	0569214	PILASTRA INF/PILASTRE/PILLAR	617X70X15MM	1	3
35	0569240	TRAVESSA FRT MENOR/TRAVIESSA/TRVERSE	600X70X15MM	1	3
36	0569241	TRAVESSA TRS MENOR/TRAVIESSA/TRVERSE	600X70X15MM	1	3
37	0569239	TRAVESSA PIA/TRVERSE/TRAVIESSA	465X50X15MM	2	3
38	0569237	COSTA SUP MENOR/REVÉS/BACK	620X262X2,8MM	1	3
39	0569213	DIVISORIA INF DIR/DIVIDER	617X497X15MM	1	3
40	0569205	PORTA MENOR/PUERTA/DOOR	610X518X15MM	1	3

ATENÇÃO!!!! montadores e consumidores
* Ajustar o torque da parafusadeira para não danificar as peças escareando o parafuso *
ATENCIÓN!!!! montadores e consumidores
* Ajuste el torque del destornillador para no dañar las piezas avallanando el tornillo *
ATTENTION!!!! assemblers and consumers
* Adjust the torque of the screwdriver so as not to damage the parts by countersinking the screw *

Ferramentas necessárias
Necessary tools
Herramientas necesarias

www.decibal.com.br

150 min.

2 montador
2 ajustador
2 Fitter

ATENÇÃO!!!! montadores e consumidores
* Para limpar o móveis utilize somente um pano úmido (umedecido em água pura ou água com sabão neutro). Depois, passe um pano seco. Evite a umidade excessiva.
* Evite usar álcool, água sanitária, detergente e outros produtos químicos, mesmo diluídos em água.
* Não utilize produtos abrasivos de nenhuma espécie
ATENCIÓN!!!! montadores e consumidores
* Para limpiar el mueble utilice solamente un paño húmedo (humedecido con agua limpia o con un jabón suave). A continuación, utilice un paño seco. Evite el exceso de humedad.
* Evite uso de alcohol, hipoclorídrico solución basada, detergente y otros productos químicos, mismo diluídos en agua. No utilice productos abrasivos de ningún tipo.
ATTENTION!!!! assemblers and consumers
* To clean the furniture, use only a damp cloth (humidify it only in pure water ou water and neutral soap). After, use a dry cloth. Avoid excessive humidity.
* Avoid using alcohol, bleach, detergent and other chemical products, even diluted in water. Do not use any kind of abrasive cleaning agents to clean the furniture.
The use of such products may jeopardize the ?nal characteristics of the furniture.