

# BL- 3306



## Instruções de Montagem Assembly Instructions Instrucciones de Montaje

Acesse Vídeos de Montagens  
Access Mounting Videos  
Acceder a los Vídeos de Montaje  
[www.tecnomobili.ind.br](http://www.tecnomobili.ind.br)



Estrada RSC 453, Km s/n° | Garibaldi | RS  
CEP: 95720-000 | Fone / Fax: 54.3464.2050  
sac@moveisvideira.com.br

### Notas Especiais:

**01** -Examine completamente todas as peças do móvel antes de começar o trabalho.

**02** -Recomenda-se montar o móvel conforme este Manual de Montagem.

**03** -É de responsabilidade do montador seguir as instruções do Manual de Montagem, que são fundamentais para garantir a estrutura do móvel.

**04** -Para limpeza, utilizar somente pano úmido e sabão neutro.

### Special notes:

**01** -Check all parts of the unit thoroughly before starting work.

**02** -It is recommended to assemble the furniture according to this Installation Manual.

**03** -It is the responsibility of the assembler to follow the instructions in the Assembly Manual, which are essential to ensure the structure of the furniture.

**04** -For cleaning use only damp cloth and neutral soap.

### Notas especiales:

**01** -Examine completamente todas las piezas del mueble antes de iniciar el trabajo.

**02** -Se recomienda montar el mueble conforme el Manual de Ensamblaje.

**03** -Es de responsabilidad del montador seguir las instrucciones del Manual de Ensamblaje, que son fundamentales para garantizar la estructura del mueble.

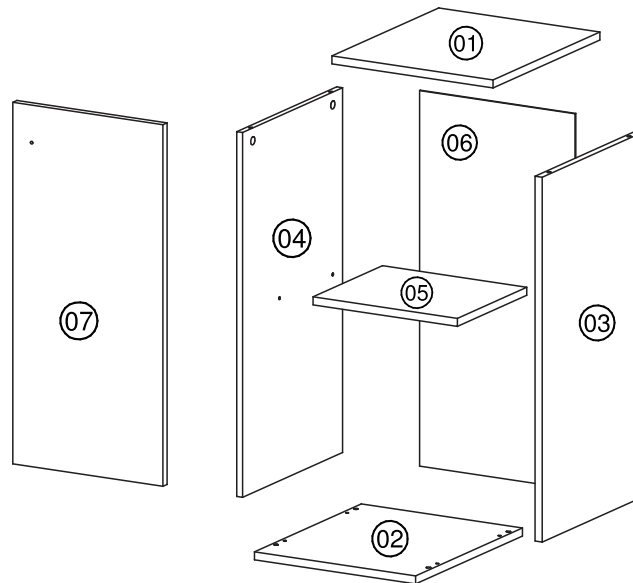
**04** -Para limpieza solamente usar trapo húmedo y jabón neutro.




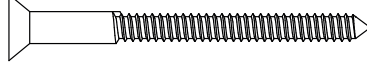
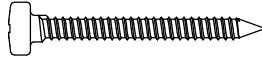
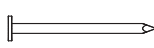





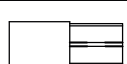
### Guarante certificate:

The guarantee of products manufactured by Móveis Videira LTDA covers any defects / manufacturing defects, within the period established by the Consumer Protection Code, in its Article 26, II, which provides for a legal guarantee of ninety (90) days.

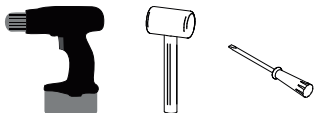
### Lista de Peças / List of pieces / Lista de piezas

CóD	DESCRIÇÃO	DESCRIPTION	DESCRIPCION	QTD	RAW MATERIAL	DIMENSION
01	Tampo	Top	Tapa	1	MDP15mm	335x385x15
02	Base	Base	Base	1	MDP15mm	335x385x15
03	Lateral Direita	Right Side	Lateral Derecha	1	MDP15mm	680x360x15
04	Lateral Esquerda	Left Side	Lateral Izquierda	1	MDP15mm	680x360x15
05	Prateleira	Shelf	estante	1	MDP15mm	300x250x15
06	Costa	Back	Revés	1	Chapa Dura 3mm	700x323x3
07	Porta	Door	Puerta	1	MDP15mm	674x312x15



REF	DESCRIÇÃO	QTD
A	 Cavilha 8 x 30mm	<b>04</b>
B	 3,5 x 16mm CC	<b>08</b>
C	 3,5 x 40mm CC	<b>04</b>
D	 5,0 x 40mm CC	<b>04</b>
E	 3,5 x 30mm CP	<b>01</b>
F	 22 x 3mm Prego 10x10	<b>16</b>
G	 34 x 7mm Parafuso Minifix	<b>04</b>
H	 15 x 12mm Tambor Minifix	<b>04</b>
I	 40 x 20 x 21mm Puxador	<b>01</b>
J	 40 x 50mm Sapata	<b>04</b>
L	 Dobradiça Alta Calço N° 7	<b>02</b>
M	 6 x 8mm Suporte de Prateleira	<b>04</b>

### Ferramentas | Tools | Herramientas



Revisão: 05  
Data: 12/04/2018

