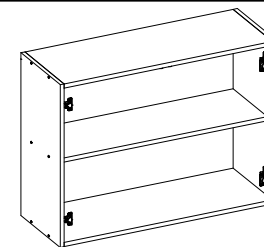


ASSEMBLY INSTRUCTIONS MANUAL DE MONTAGEM / INSTRUCCIONES DE ARMADO

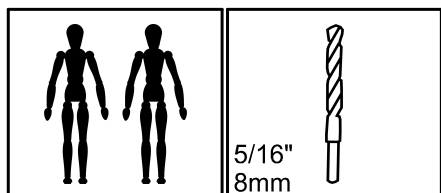
WALL CABINET 2 DOORS
AEREO 2P
ARMARIO DE PAREDE 2P

Reference
Referência
Referencia **240611** | Revise
| Revisão
| Revisión **00**



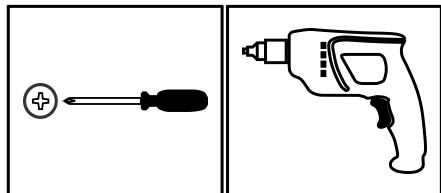
YOU WILL NEED VOCÊ VAI PRECISAR DE / USTED NECESITARÁ

Tools not supplied
Ferramentas não fornecidas / Herramientas no incluidas



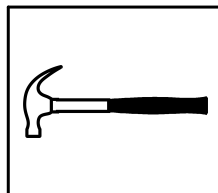
2 People
2 Pessoas
2 Personas

Drill bit
Broca
Taladro




Screwdriver Phillips
Chave Phillips
Destornillador cruz

Drill machine
Furadeira
Taladro

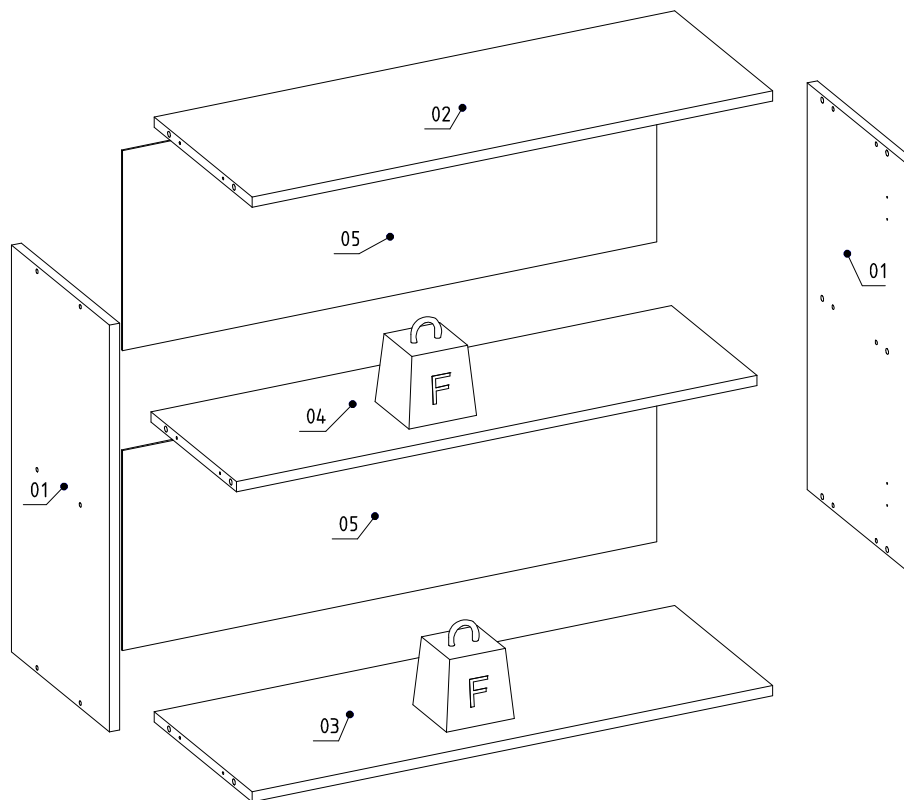


Hammer
Martelo
Martillo

 MAXIMUM RECOMMENDED WEIGHT BEING THIS EVENLY DISTRIBUTED.
PESO MÁXIMO RECOMENDADO SENDO ESTE DISTRIBUÍDO UNIFORMEMENTE.
PESO MÁXIMO RECOMENDADO SIENDO ESTE UNIFORMEMENTE DISTRIBUIDO.

	LB	KG
—		
F	22	10

PARTS IDENTIFICATION IDENTIFICAÇÃO DAS PEÇAS / IDENTIFICACIÓN DE LAS PIEZAS



Nº	Measures_Inches	Medidas_cm	Qty./Qtd.
01	11 3/8 x 23 1/4 x 5/8	29.0 x 59.0 x 1.5	2
02	30 3/8 x 11 3/8 x 5/8	77.0 x 29.0 x 1.5	1
03	30 3/8 x 11 3/8 x 5/8	77.0 x 29.0 x 1.5	1
04	30 3/8 x 10 x 5/8	77.0 x 25.3 x 1.5	1
05	31 1/8 x 11 3/8 x 1/8	79.0 x 29.0 x 0.3	2

