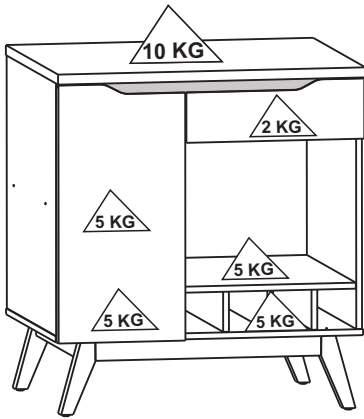
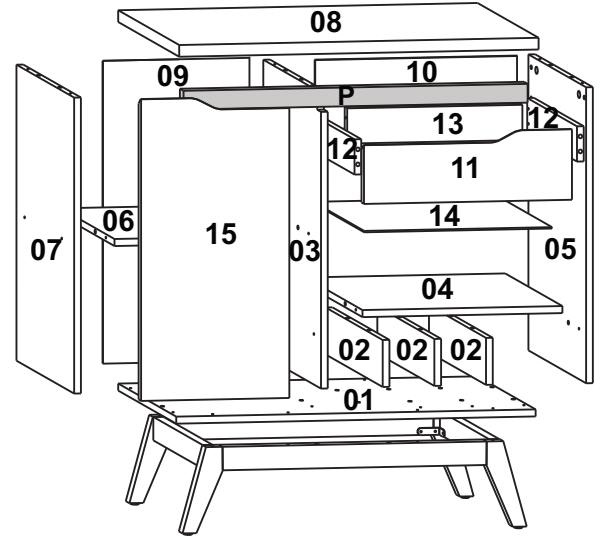


DIMENSÕES DO PRODUTO / PRODUCT DIMENSIONS / DIMENSIONS PRODUCT - WxDxH / LxDxA - 800 X 371 X 856MM

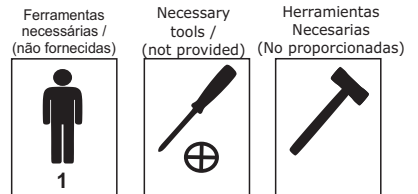


ATENÇÃO / ATENCION / ATTENTION
 ESTE PRODUTO NÃO PODE SER ARRASTADO.
 THIS PRODUCT MUSTNOT BE DRAGGED.
 ESTE PRODUCTO NO SE PUEDE ARRASTRAR.

PEÇAS NUMERADAS / NUMBERED PARTS /
 PIEZAS NUMERADAS
 EX: 1915X-X 05 (peça / piece / pieza number)

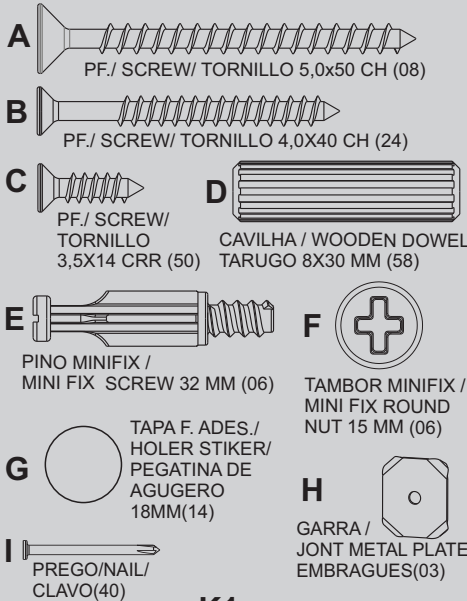


MONTAR O PRODUTO SOBRE A EMBALAGEM, EVITANDO DANOS NA PINTURA. ACONSELHAMOS QUE A MONTAGEM DO PRODUTO SEJA POR UM PROFISSIONAL.
SETUP THE PRODUCT ON TOP OF THE PACKAGING, AVOIDING DAMAGE TO THE PAINT. WE RECOMMEND THAT THE INSTALLATION IS DONE BY A PROFESSIONAL.
MONTAR EL PRODUCTO EN EL PAQUETE, EVITAR LESIONES EN PINTURA. AVISAMOS QUE EL MONTAJE DEL PRODUCTO SEA UN PROFESIONAL.

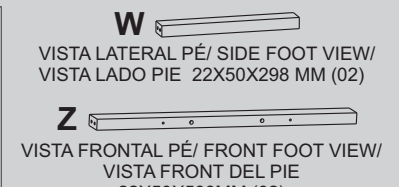
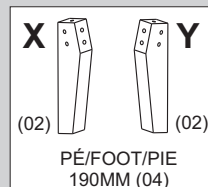
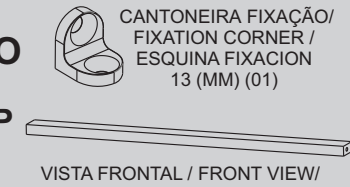
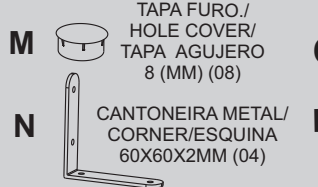
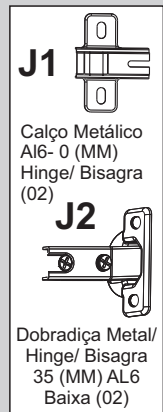


ATENÇÃO / ATTENTION / ATENCION
 Nunca utilizar óleos, lustra móveis, produtos abrasivos, saponáceos, esponja de aço e outros.
 Never use oils, furniture polish, abrasive products, soaps, steel sponge and others.
 Nunca use aceites, pulimentos, abrasivos, jabones, esponja de acero y otros.
CUIDADOS ESPECIAIS / SPECIAL CARE / CUIDADOS ESPECIALES
 - Evitar expor o móvel ao sol, e em lugares úmidos.
 - Limpar com flanela seca ou com pano levemente umedecido em água.
 - Avoid exposing the furniture to the sun, and in damp places.
 - Clean with dry flannel or lightly cloth moistened with water.
 - Evite exponer los muebles al sol y en lugares húmedos.
 - Limpiar con flanela seca o un paño ligero, humedecido con agua.

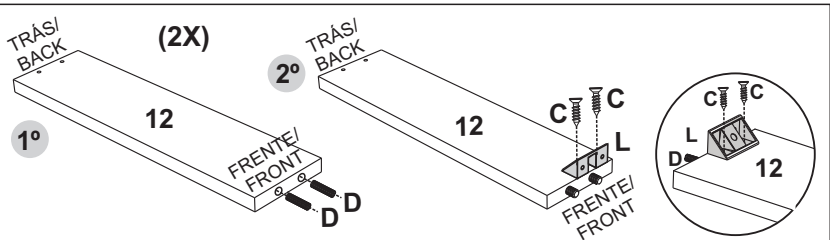
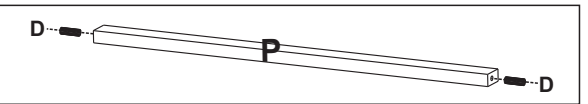
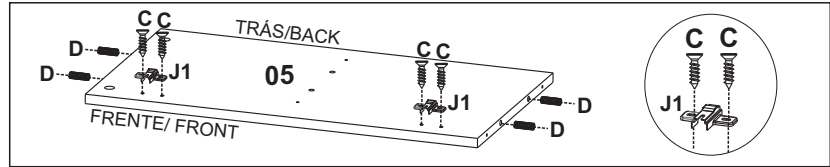
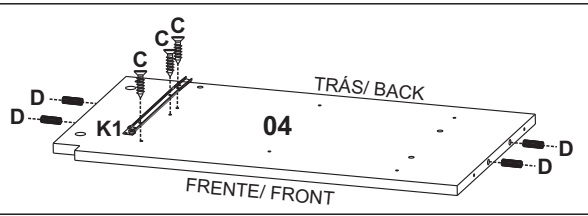
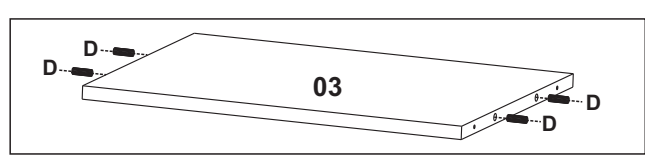
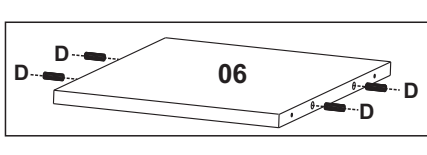
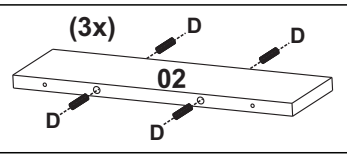
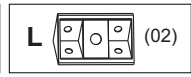
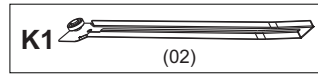
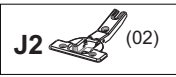
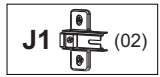
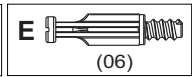
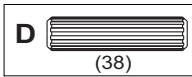
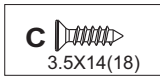
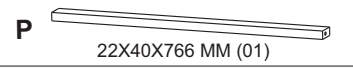
MEDIDA UTILIZADA EM MM / UNIT MEASURE USED IS MILLIMETERS (MM)



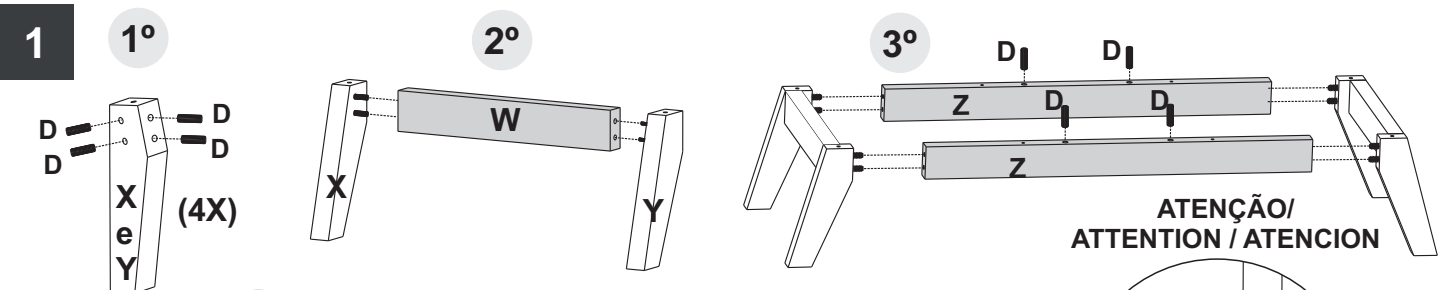
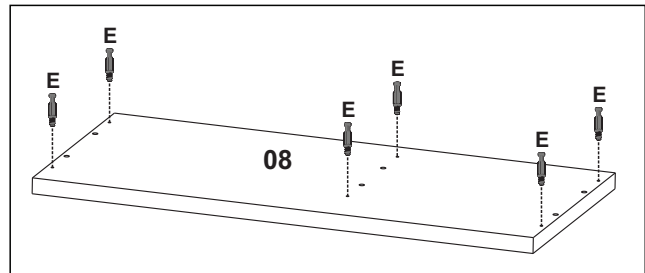
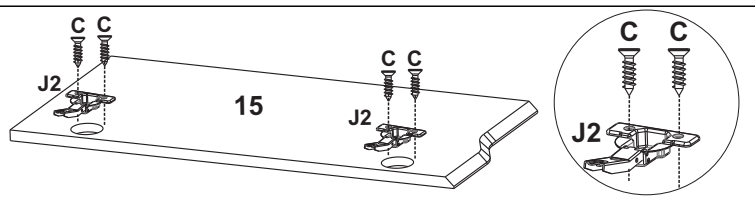
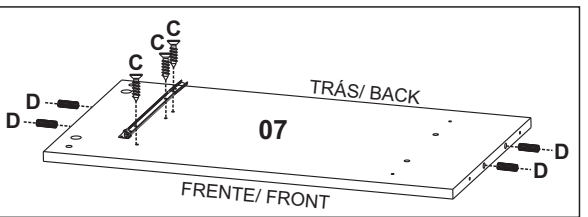
ITEM		DESCRIÇÃO DA PEÇAS / DESCRIPTION OF PARTS / UNIT MEASURE USED IS MILLIMETERS (MM)				CORES / COLORS / COLORES	
COD. CODE	Nº	NOME/NAME/NOMBRE	MEDIDAS / MEASURES (MM)	TIPO TYPE	QUANT AMOUNT CANTIDAD	OFF WHITE	PRETO
17180	1	BASE	800X350X15	MDP	1	01/06	01/07
17181	2	DIVISOR INFERIOR / BOTTOM DIVIDER / DIVISOR INFERIOR	344X100X15	MDP	3	02/06	02/07
17182	3	DIVISOR / DIVIDER	630X348X15	MDP	1	03/06	03/07
17183	4	PRATELEIRA DIR. / RIGHT SHELF / ESTANTE DERECHA	445X345X15	MDP	1	04/06	04/07
17184	5	LATERAL DIREITA / RIGHT SIDE / LADO DERECHO	630X348X15	MDP	1	05/06	05/07
17185	6	PRATELEIRA ESQ. / LEFT SHELF / ESTANTE IZQUIERDA	325X306X15	MDP	1	06/06	06/07
17186	7	LATERAL ESQUERDA / LEFT SIDE / LADO IZQUIERDO	630X348X15	MDP	1	07/06	07/07
17187	8	TAMPO / TOP	800X368X25	MDP	1	08/06	08/07
17188	9	FUNDO TRÁS ESQ. / BACK / TRASERO	650X326X3	MDF	1	09/06	09/07
17189	10	FUNDO TRÁS DIR. / BACK / TRASERO	460X140X3	MDF	1	10/06	10/07
17190	11	FRENTE GAV. / DRAWER FRONT / FRENTE DEL CAJÓN	463X150X15	MDF	1	11/06	11/07
17191	12	LAT.GAV.ESQ.DIR./LEFT/RIGHT DRAW. SIDE/LAD. CAJ.IZQ.DER.	300X75X15	MDP	2	12/06	12/07
17192	13	CONT. FRENTE. GAV./FRONT AGAINST DRAWER	390X75X15	MDP	1	13/06	13/07
17193	14	FUNDO GAV. / DRAWER BACKGROUND / FONDO CAJON	418X308X15	TRI	1	14/06	14/07
17194	15	PORTA / DOOR / PUERTA	642X330X15	MDF	1	15/06	15/07
15704	A	PF. / Screw / Tornillo 5,0x50 CH			08		
438	B	PF. / Screw / Tornillo 4,0x40(MM) CH			24		
986	C	PF. / Screw / Tornillo 3,5x14(MM) CRR			50		
137	D	Cavilha / Wooden Dowel / Tarugo 8x30(MM)			58		
532	E	Pino Minifix / Minifix Screw 32(MM)			06		
508	F	Tambor Minifix / Minifix Round Nut 15(MM)			06		
12734							
13877	G	Tapa F. Ades. / Holer Sticker / Pegatina de Agujero 18 mm			14	GELO	
13363							PRETO
911	H	Garra / Joint Metal Plate / Embragues			03		
248	I	Prego / Nail / Clavo 8x8(MM)			40		
17209	J1	Calço Metálico / Hinge / Bisagra AL6 0 (MM) (02)			02		
17207	J2	Dobradiça Metálica 35 AL6 Baixa 0 (MM) / Hinge / Bisagra (02)			02		
139	K	Corrediça / Metálic Slid 300 (MM) (01 Pair)			01		
15175	L	Cantoneira PL/Plast. corner / Esquina PL 20X20X42(MM)			02	CINZA	CINZA
7687							BRANCO
952	M	Tapa Furo / Hole Cover / Tapa Agujero 8 (MM)			08	PRETO	
17498	N	Cantoneira Metal / Metal corner / Esquina del metal 60X60X2 MM			04		
11136	O	Cantoneira Fixação ZAMAC / Fixation Corner / Esquina Fijacion 13x13MM			01		
17199	P	Vista Pinus / Pinus View / 766X40X22MM			01		
15574	W	Vista p/Pé Pinus Lateral / Side Foot View / Vista Lado del pie- 22X50X298MM			02		
15577	X	Pé Pinus CHASSI-Lado X / Chassis foot-side X / Pie del chasis- lado X- 190MM			02		
15578	Y	Pé Pinus CHASSI-Lado Y / Chassis foot-side Y / Pie del chasis-lado Y- 190MM			02		
15570	Z	Vista p/Pé Pinus Frontal / Front Foot View / Vista Front del pie- 22X50X588MM			02		
		Certif. de Garant. / Warranty Certif.			01		



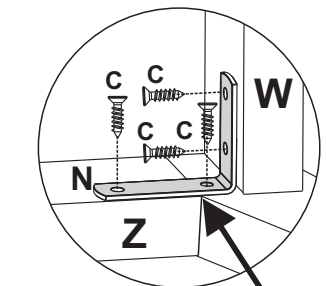
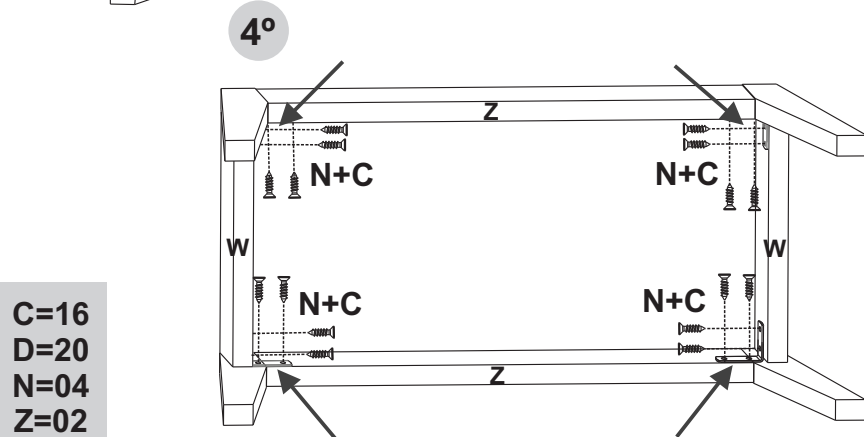
PREPARAÇÃO DE PEÇAS/ PARTS PREPARATION / PREPARACION DE PIEZAS



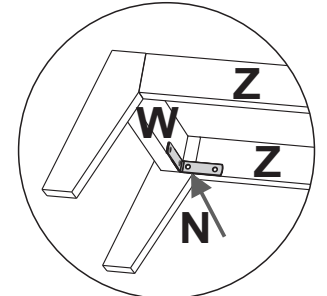
Parafusar as cantoneiras entre as cavilhas.
Screw the plastic corner between the wooden dowel.
Atornillar las esquinas entre las tarugos.



ATENÇÃO/
ATTENTION / ATENCION



! PARAFUSAR NOS PÉS
SCREW ON FEET
TORNILLO EN LOS PIES



- C=16
- D=20
- N=04
- Z=02
- W=02
- X=02
- Y=02

