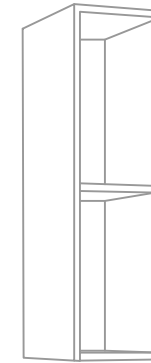




NICHO AÉREO ATHENA REF. CZ 6062

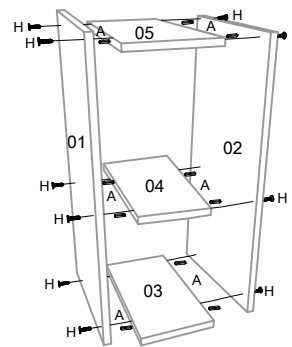
MANUAL DE MONTAGEM INSTRUCCIONES DE ARMADO ASSEMBLE INSTRUCTIONS



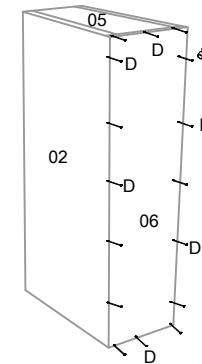
FERRAGENS / HERRAJES

A		Cavilhas 6 x 30
B		Cantoneira
C		Parafuso + Flange 5 x 50
D		Prego 10 x 10 c/c
E		Bucha 8mm
F		Capa Para Cantoneira
G		Parafuso + Flange 3,5 x 14
H		Parafuso 3,5 x 40 c/c
I		Parafuso União
J		Tapa Furo Papel

01 - Fixar as laterais 01 e 02, prateleira 04, tampo e base 05 e 03 utilizando os parafusos (H).



02 - Fixar as costas do módulo utilizando os pregos (D).



03 - Fixar a cantoneira (B) no tampo do módulo utilizando os parafusos (G).

04 - Fixar o módulo na parede utilizando os parafusos (C) e a bucha (E).

Unir os módulos utilizando os parafusos (I).

